



# TABLE OF CONTENTS

## **RECORD BOOK**

Spider All-Americans	2
All-Conference Honorees	3-4
Spiders in College All-Star Games	4
Rushing Records	5
Passing Records	6
Receiving Records	7
Total Offense / All-Purpose	8
Scoring Records	9
Special Teams Records	10
Defensive Records	11
Team Records	12

## **HISTORY**

The Bowl Years	13
Playoff Games (1984-2008)	14-20
2008 National Championship	21
Playoff Games (2009)	22
All-Time Results	23-26
Series Results	27-30
Record Versus All Opponents	31
Top 25/Homecoming Results	32
Spiders in Pro Football	33-34
Spiders in the NFL Draft	34
Coaching Records	35



# ALL-AMERICANS

## 2012

### **Cooper Taylor, DB**

Associated Press, First Team  
 Walter Camp, First Team  
 Sports Network, First Team  
 Phil Steele, Second Team  
 Beyond College Sports, Second Team  
**Kendall Gaskins, FB**  
 Sports Network, Second Team  
 Beyond College Sports, Second Team  
 Phil Steele, Third Team  
**Kevin Finney, TE**  
 Phil Steele, Third Team

## 2011

### **Tre Gray, WR**

College Sporting News Fabulous Fifty  
 Sports Network, Second Team  
 College Sports Madness, Second Team  
 Associated Press, Third Team  
**Darius McMillan, LB**  
 College Sports Madness, Second Team

## 2010

### **Martin Parker, DL**

Associated Press, First Team  
 AFCA, First Team  
 Walter Camp, First Team  
 Sports Network, First Team  
 College Sporting News, First Team  
 Buck Buchanan Award Finalist  
**Eric McBride, LB**  
 AFCA, First Team  
 College Sporting News, First Team  
 Associated Press, Second Team  
 Sports Network, Second Team  
 Buck Buchanan Award Finalist  
**Justin Rogers, DB**  
 Associated Press, Third Team  
 Sports Network, Third Team  
**Kendall Gaskins, FB**  
 Sports Network, Third Team

## 2009

### **Matt McCracken, OL**

Associated Press, First Team  
 AFCA, First Team  
 Walter Camp, First Team  
 Sports Network, First Team  
 College Sporting News OL of the Year  
**Justin Rogers, DB**  
 AFCA, First Team  
 Associated Press, Third Team  
 College Sporting News, Honorable Mention  
**Martin Parker, DL**  
 College Sporting News, First Team  
 Sports Network, Second Team  
**Eric McBride, LB**  
 College Sporting News, First Team  
**Michael Silva, OL**  
 College Sporting News, First Team  
**Eric Ward, QB**  
 College Sporting News, Honorable Mention

## 2008

### **Lawrence Sidbury, DE**

Sports Network, First Team  
 College Sporting News, First Team  
 College Sporting News, Playoff MVP  
**Matt McCracken, OL**  
 Sports Network, First Team  
 Associated Press, Second Team  
 College Sporting News, First Team  
 College Sporting News, O-Lineman of the Year  
**Justin Rogers, KR**  
 Sports Network, Honorable Mention  
 College Sporting News, Honorable Mention  
**Josh Vaughan, RB**  
 Sports Network, Third Team  
 College Sporting News, Honorable Mention  
**Sherman Logan, DE**  
 College Sporting News, First Team  
 Sports Network, Honorable Mention  
**Eric McBride, LB**  
 College Sporting News, First Team  
**John Crone, FB**  
 Sports Network, Honorable Mention  
**Michael Silva, OL**  
 Sports Network, Honorable Mention  
**Tim Silver, OL**  
 Associated Press, Second Team

## 2007

### **Tim Hightower, RB**

Walter Camp  
 Sports Network, First Team  
 College Sporting News  
 Associated Press, Second Team  
 Dudley Award runner-up  
 Walter Payton Award finalist  
 Texas vs. Nation All-Star Game  
**Justin Rogers, KR**  
 Sports Network, Third Team  
 College Sporting News  
**Matt McCracken, OL**  
 Sports Network, Third Team

## 2005

### **Adam Goloboski, LB**

Sports Xchange, Second Team

## 2001

### **Jonathan Wilfong, DL**

Associated Press, Second Team  
 Sports Network, Second Team  
 I-AA Academic All-Star Team

## 2000

### **Eric Beatty, OL**

NFCAA Coaches All-America  
 Associated Press, Second Team  
 Sports Network, Second Team  
**Josh Spraker, DL**  
 Associated Press, Second Team

## 1998

### **Marc Megna, DL**

Walter Camp, First Team  
 Sports Network, First Team  
 Don Hansen, First Team  
 Associated Press, Second Team  
 Strength Team  
 Buck Buchanan Finalist  
**Eric King, OL**  
 Burger King, First Team  
**Winston October, DB**  
 Sports Network, Second Team

## 1997

### **Shawn Barber, LB**

Sports Network, First Team  
 Burger King, First Team  
**Marc Megna, DL**  
 Sports Network, Third Team

## 1996

### **Lamont Neal, DB**

Don Hansen, Third Team  
**Shawn Barber, LB**  
 Don Hansen, Hon. Mention  
**Art Blanchard, DL**  
 Don Hansen, Hon. Mention

## 1994

### **Maurice Glenn, DB**

Don Hansen, Pre Second Team  
**Uly Scott, RB**  
 Don Hansen, Pre Third Team

## 1992

### **Rod Boothes, WR/KR**

Associated Press, Third Team  
**Eric Johnson, LB**  
 Associated Press, First Team  
 The Sports Network, First Team  
 Walter Camp, First Team  
**Greg Lilly, QB**  
 Sports Network, Hon. Mention

## 1991

### **Eric Johnson, LB**

The Sports Network, First Team

## 1988

### **Tom Coles, DL**

Associated Press, Second Team  
**Howard Fahnestock, OL**  
 Associated Press, Hon. Mention  
**Brian Jordan, DB**  
 Associated Press, Hon. Mention

## 1987

### **Pat Brown, LB**

Associated Press, Hon. Mention  
**Howard Fahnestock, OL**  
 Associated Press, Hon. Mention  
**Brian Jordan, DB**  
 Associated Press, Hon. Mention  
**Erwin Matthews, RB**  
 Associated Press, Hon. Mention

## 1986

### **John Henry, TE**

Associated Press, Second Team  
 Sporting News, Preseason  
**Bob Bleier, QB**  
 Sporting News, Pre First Team  
**Bryan Tuft, DL**  
 Sporting News, Pre First Team  
**Don Miller, LB**  
 Sporting News, Pre First Team  
**Rafe Wilkinson, LB**  
 Sporting News, Pre First Team

## 1985

### **Doug Hite, QB**

Apple Academic, First Team  
**Randy Kienzie, LB**  
 Apple Academic, First Team  
**Taylor Lackey, DB**  
 Sporting News, Hon. Mention  
**Leland Melvin, WR**  
 Associated Press, Hon. Mention  
 Apple Academic, Second Team  
 Strength Team, First Team  
**Don Miller, LB**  
 Strength Team, First Team

## 1984

### **Greg Grooms, RB**

Associated Press, Second Team  
**Taylor Lackey, DB**  
 Sporting News, Pre First Team  
**Eddie Martin, OT**  
 Football News, First Team  
 Kodak, First Team  
 Associated Press, Second Team  
**Leland Melvin, WR**  
 Associated Press, Hon. Mention  
**Brendan Toibin, K**  
 Associated Press, Hon. Mention

## 1981

### **Barry Redden, RB**

Football News, Third Team  
 Associated Press, Hon. Mention  
 Strength Team, First Team

## 1980

### **Jesse Moore, OG**

Associated Press, Hon. Mention  
**Ken Tweedy, WR**  
 Associated Press, Hon. Mention

## 1978

### **Jeff Nixon, DB**

Associated Press, First Team  
 Kodak, First Team  
 Walter Camp, First Team  
 AFCA, First Team  
 FB Writers Assoc., First Team  
 Gameplan Magazine, First Team  
 UPress Inter., Second Team

## 1976

### **Jeff Nixon, DB**

Associated Press, Third Team

## 1969

### **Walker Gillette, WR**

Football Writers Association  
 Associated Press, First Team  
 Time Magazine, First Team  
 Sporting News, First Team  
 News Enter. Assoc., First Team

## 1963

### **Kenny Stoudt, B**

Associated Press, Honorable Mention

## 1961

### **Earl "Buddy" Stoudt, B**

Associated Press, Honorable Mention

## 1960

### **Earl "Buddy" Stoudt, B**

Associated Press, Honorable Mention  
**Bob Coolbaugh, DE**  
 Associated Press, Honorable Mention



# ALL-CONFERENCE HONORS



## All-Southern

Richmond's Membership: 1936-1975

1939	Ed Merrick	C
1940	Andy Fronczek	T
1955	Frank Pajackowski	FB
1959	David Ames	HB
	Pat Lamberti	T
1960	Earl Stoudt	HB
	Bob Coolbaugh	E
1961	Earl Stoudt	HB
	Don "Red" Christman	C
1963	Kenny Stoudt	HB
	Pete Emelianchik	E
1964	John Hilton	E
	Joe Stromick	DB
1965	Ray Tate	G
1966	Larry Zunich	HB
	Bob Andrews	T
	Dave Delgado	T
1967	Walker Gillette	WR
	Terry Crum	G
	Dave Delgado	T
1968	Walker Gillette	WR
	Wayne Fowler	T
	Buster O'Brien	QB
	Buzz Montsinger	DE
	Mel Medved	DE
	Pat Turchette	LB
	Winston Whitehead	DB
	Dick Irvin	MG
1969	Walker Gillette	WR
	Wayne Fowler	T
	Buzz Montsinger	DE
	Mel Medved	DE
	Pat Turchette	LB
	Winston Whitehead	DB
	Charley Richards	QB
	Bruce Kasarda	DT
	John Barelli	DT
	Dick Irvin	MG
1970	Jim Livesay	E
	Ray Easterling	DB
	Pat Morris	DE
	Brian Britton	OT
	Charley Richards	QB
	Bruce Kasarda	DT
	John Barelli	DT
1971	Milt Ignatius	DT
	Keith Dooley	MG
	Pat Kelly	LB
	Keith Clark	K
	Bob Conrad	C
	Barty Smith	FB
	John Nugent	DE
	Ray Easterling	DB
1972	Billy Meyers	RB
	John Nugent	DE
	Pat Kelly	LB
	Bob Loprete	DB
	Jay Jones	P
1973	Jim Amrhein	OG
	Barty Smith	FB
	Lee Pearson	DE
	Vic Moye	DT
	Pat Kelly	LB
	Bob Loprete	DB
1974	Mike Mahoney	WR
	Ace Owens	DT
1975	Rodney Elam	OT
	Mike Copley	DE
	Dick Childress	DT

## All-Yankee

Richmond's Membership: 1986-1996

1986	James Church	1st	WR
	Jeff Olivo	1st	P
	Bob Bleier	2nd	QB
	Greg Grooms	2nd	RB
	Rafe Wilkinson	2nd	LB
	Brian Jordan	2nd	DB
1987	Erwin Matthews	1st	WR
	Howard Fahnestock	1st	OT
	Pat Brown	1st	LB
	Brian Jordan	1st	DB
	Tom Coles	2nd	DL
1988	Howard Fahnestock	1st	OT
	Tom Coles	1st	DL
	Pat Brown	1st	LB
	Brian Jordan	1st	DB
	Jeff Olivo	2nd	P
1989	Tom Coles	1st	DL
	Rob Courter	2nd	PK
	Jeff Olivo	2nd	P
1990	James Smith	1st	DB
	Rob Courter	2nd	PK
	Eric Johnson	2nd	LB
1991	Eric Johnson	1st	LB
1992	Greg Lilly	1st	QB
	Uly Scott	1st	RB
	Rod Boothes	1st	WR
	Eric Johnson	1st	LB
	Sterling Brown	2nd	WR
	Matt Joyce	2nd	DL
	Scott Wenk	2nd	OT
	Maurice Glenn	2nd	DB
	Todd Barton	2nd	P
1993	Matt Joyce	1st	DL
	Maurice Glenn	1st	DB
	Price Williams	2nd	TE
	Rod Boothes	2nd	RS
1994	Art Blanchard	2nd	DL
	Ray Geoffroy	2nd	LB
	Maurice Glenn	2nd	DB
	Bobby St. Pierre	2nd	P
	Uly Scott	3rd	RB
1995	Bryan Leibrand	1st	LB
	Art Blanchard	2nd	DL
	Winston October	3rd	DB
1996	Art Blanchard	1st	DL
	Shawn Barber	1st	LB
	Lamont Neal	1st	DB
	Marc Megna	2nd	DL
	Minoso Rodgers	3rd	RB
	Steve Quander	3rd	DL
	Winston October	3rd	DB
	Mike White	3rd	P

## All-Atlantic 10

Richmond's Membership: 1997-2006

1997	Rahmaan Streater	1st	TE
	Marc Megna	1st	DL
	Shawn Barber	1st	TE
	Steve Quander	2nd	DL
	Winston October	2nd	DB
	Chris Anderson	3rd	DB
1998	Eric King	1st	OL
	Marc Megna	1st	DL
	Paris Lenon	1st	LB
	Winston October	1st	DB
	Joe Douglas	2nd	OL
	Chris Anderson	2nd	DB
	Jasper Pendergrass	3rd	RB
	Eric Beatty	3rd	OL
	Mac Jahney	3rd	LB
1999	Eric Beatty	1st	OL
	Joe Douglas	2nd	OL
	Chris Anderson	2nd	DB
	Jasper Pendergrass	3rd	RB
	Mac Jahney	3rd	LB
2000	Eric Beatty	1st	OL
	Josh Spraker	1st	DL
	Michael Millard	2nd	TE
	Mac Jahney	2nd	LB
	TyRonne Turner	3rd	RB
	Ken Farrar	3rd	OL
	David Lewandoski	3rd	DL
	Mark Thompson	3rd	LB
	Chad Blackstock	3rd	DB
	Harold Hill	3rd	DB
2001	Josh Spraker	1st	DL
	Jonathan Wilfong	1st	DL
	Ken Farrar	2nd	OL
	Chad Blackstock	2nd	DB
	Jason Hill	2nd	DB
	David Pustynik	3rd	OL
	Joe Wilson	3rd	OL
	Adrian Archie	3rd	LB
	Mark Thompson	3rd	LB
2002	Joe Wilson	1st	OL
	Steve Boyer	1st	DL
	Mark Thompson	1st	LB
	Ramon Richison	1st	DB
	Boyd Ouden	2nd	WR
	Adrian Archie	2nd	LB
2003	Joe Wilson	1st	OL
2004	Clifton Coker	2nd	DL
	David Freeman	3rd	RB
	Adam Goloboski	3rd	LB
	Lance Gray	3rd	LB
2005	David Freeman	1st	KR
	Sherman Logan	1st	DL
	Adam Goloboski	1st	LB
	Stacy Tutt	2nd	QB
	Chris Radford	2nd	P
	Judd Altman	3rd	OL
	Johnny Campbell	3rd	DL
	Dan Mangiero	3rd	DL
	Lance Gray	3rd	LB
2006	Johnny Campbell	1st	DL
	Adam Goloboski	1st	LB
	Arman Shields	2nd	WR
	Lance Gray	2nd	LB
	David Horton	2nd	DB
	Tim Hightower	3rd	RB
	Tim Silver	3rd	OL
	Sherman Logan	3rd	OL



# ALL-CONFERENCE HONORS/ ALL-STAR GAMES



## All-CAA Football

Richmond's Membership: 2007-present

2007	Tim Hightower	1st	RB
	Justin Rogers	1st	KR
	Lawrence Sidbury	1st	DL
	John Crone	2nd	FB
	Kevin Grayson	2nd	WR
	Matt McCracken	2nd	OL
	Derek Hatcher	2nd	PR
	Eric McBride	2nd	LB
	Stephen Howell	2nd	DB
	Collin McConaghy	3rd	LB
	Seth Williams	3rd	DB
2008	Josh Vaughan	1st	RB
	Kevin Grayson	1st	WR
	Matt McCracken	1st	OL
	Lawrence Sidbury	1st	DL
	Eric McBride	1st	LB
	Justin Rogers	1st	DB
	John Crone	2nd	FB
	Michael Silva	2nd	OL
	Sherman Logan	2nd	DL
	Derek Hatcher	2nd	PR
	Collin McConaghy	3rd	LB
2009	Michael Silva	1st	OL
	Eric McBride	1st	LB
	Collin McConaghy	1st	LB
	Matt McCracken	1st	OL
	Justin Rogers	1st	DB
	Derek Hatcher	1st	PR
	Martin Parker	2nd	DL
	Kevin Grayson	2nd	WR
	Justin Forte	3rd	RB
	Kendall Gaskins	3rd	FB
	Tre Gray	3rd	WR
	Michael Ireland	3rd	SS
	Drew Lachenmayer	3rd	OL
	Parker Miles	3rd	DL
	Eric Ward	3rd	QB
	Patrick Weldon	3rd	LB
2010	Eric McBride	1st	LB
	Justin Rogers	1st	CB
	Martin Parker	1st	DL
	Kendall Gaskins	1st	FB
	Tre Gray	1st	WR
	Wil Kamin	1st	PK
	Justin Rogers	1st	PR
	Drew Lachenmayer	2nd	OL
2011	Tre Gray	1st	WR
	Darius McMillan	2nd	LB
	Colin Pehanick	3rd	DB
2012	Ben Edwards	1st	WR
	Kendall Gaskins	1st	FB
	Cooper Taylor	1st	S
	Kevin Finney	2nd	TE
	Justin Grant	2nd	KR
	Evan Kelly	2nd	DL
	Darius McMillan	2nd	LB
	Stephen Barnette	3rd	WR
	Darryl Hamilton	3rd	CB
	Nick Ritcher	3rd	OL
	Eric Wright	3rd	LB

## Coach of the Year

Ed Merrick	1958
Frank Jones	1967
Frank Jones	1968
Frank Jones	1971
Jim Tait	1975
Dal Shealy	1987
Jim Marshall	1992
Jim Reid	1998
Jim Reid	2000
Dave Clawson	2005
Dave Clawson	2007

## Player of the Year

Earl Stoudt	1961 (Southern Conference)
Buster O'Brien	1968 (Southern Conference)

## Off. Player of the Year

Greg Lilly	1992
------------	------

## Def. Player of the Year

James Smith	1990
Shawn Barber	1997
Marc Megna	1998

## Special Teams P.O.Y.

Justin Rogers	2007
---------------	------

## Rookie of the Year

Sherman Logan	(Defensive) 2005
Eric Ward	(Offensive) 2006
Eric McBride	(Defensive) 2007
Kevin Grayson	(Offensive) 2007

## Senior Bowl

Mobile, Ala.

Lawrence Sidbury, DE (2008)
Shawn Barber, LB (1998)
Barry Redden, RB (1981)
Jeff Nixon, DB (1979)
Wayne Fowler, DT (1969)
John Hilton, TE (1964)

## East-West Shrine Bowl

Cooper Taylor, DB (2012) -- St. Petersburg, Fla.
Martin Parker, DL (2010) -- (Def. MVP) Orlando, Fla.
Lawrence Sidbury, DE (2008) -- Houston, Texas
Brendan Toibin, P/PK (1985) -- Palo Alto, Calif.
Barry Redden, RB (1981) -- Palo Alto, Calif.
Jeff Nixon, DB (1979) -- Palo Alto, Calif.
Barty Smith, RB (1974) -- Palo Alto, Calif.

## FCS Senior Scout Bowl

Myrtle Beach, S.C.

Chase Boyer, LS (2012)
------------------------

## Casino del Sol All-Star Game

Tucson, Az.

Tre Gray, WR (2011)
---------------------

## Texas vs. The Nation Game

El Paso, Texas

Kendall Gaskins, FB (2012)
Tim Hightower, RB (2007)

## Hula Bowl

Honolulu, Hawaii

Marc Megna, DL (1999)
Walker Gillette, WR (1969)

## Blue-Gray Game

Montgomery, Ala.

Shawn Barber, LB (1997)
John Henry, TE (1986)
Bob Bleier, QB (1986)
Barry Redden, RB (1981)
Lee Pearson, DE (1973)
Pat Kelly, LB (1973)
Barty Smith, RB (1973)
John Hilton, TE (1964)
Arthur Jones, RB (1940)

## College All-Star Game

Chicago, Ill.

Barty Smith, RB (1973)
Walker Gillette, WR (1970)
Erik Christensen, OT (1956)
Frank Pajaczkowski, RB (1956)
Arthur Jones, RB (1941)
Ed Merrick, C (1940)

## North-South Game

Miami, Fla.

Charlie Richards, QB (1970)
Jim Livesay, WR (1970)
Walker Gillette, WR (1969)
Earl Stoudt, RB (1961)

## Coaches All-America Game

Barty Smith, RB (1974)
Ray Easterling, DB (1972)
Jim Livesay, WR (1971)
Buster O'Brien, QB (1969)

## All-American Bowl

Bruce Allen, P (1978)
Mark Shelton, DB (1973)
Mel Rideout, QB (1962)



# RUSHING RECORDS

## Yards Rushing

GAME	Name	Date	Att	Yds	TD	Opponent
1.	Tim Hightower	9/22/07	24	295	4	at Bucknell
2.	Barry Redden	11/26/81	51	280	2	Pennsylvania
3.	Tim Hightower	9/8/07	19	246	4	at Northeastern
	Cordell Roane	11/3/01	37	246	2	Hofstra
5.	Josh Vaughan	11/8/08	26	240	2	at Hofstra
6.	Larry Zurich	10/22/66	36	239	2	Davidson
7.	Barry Redden	10/25/80	48	233	1	Virginia Tech
8.	Barry Redden	9/12/81	32	223	1	at Virginia Tech
9.	Jarvis Jennings	11/12/83	37	221	1	at Colgate
10.	Minoso Rodgers	11/2/96	37	216	0	at N. Hampshire

SEASON	Name	Year	Att	Yds	TD
1.	Tim Hightower	2007	327	1,924	20
2.	Josh Vaughan	2008	355	1,884	20
3.	Barry Redden	1981	335	1,629	10
4.	Uly Scott	1992	299	1,318	13
5.	Erwin Matthews	1987	253	1,234	11
6.	Jarvis Jennings	1983	221	1,163	5
7.	Barry Redden	1980	247	1,151	10
8.	Greg Grooms	1984	202	1,085	13
9.	Justin Forte	2009	228	1,057	8
10.	Uly Scott	1993	234	1,025	4

CAREER	Name	Years	Att	Yds	TD
1.	Tim Hightower	2004-07	704	3,712	34
2.	Uly Scott	1991-94	807	3,520	29
3.	Josh Vaughan	2005-08	612	3,393	34
4.	Barry Redden	1978-81	707	3,324	21
5.	Tyronne Turner	1997-00	565	2,603	21
6.	Eric Hopkins	1987-90	528	2,318	8
7.	Jasper Pendergrass	1995-98	572	2,304	18
8.	Minoso Rodgers	1993-96	527	2,209	17
9.	Erwin Matthews	1985-89	464	2,197	16
10.	Greg Grooms	1983-86	448	2,194	18

## Rushing Touchdowns

GAME	Name	Date	No.	Opponent
1.	Jimmie Miles	11/21/98	5	William & Mary
	Henry Dohrman	10/20/28	5	at Lynchburg
3.	Tyler Kirchoff	10/2/10	4	Coastal Carolina
	Tim Hightower	9/8/07	4	at Bucknell
	Tim Hightower	9/22/07	4	at Northeastern
	Jimmie Miles	9/4/99	4	Virginia Military
	Erwin Matthews	9/19/87	4	Massachusetts
	Earl Stoudt	11/23/61	4	William & Mary
	W.T. Jeffers	10/20/45	4	at Guilford
	William Ziegler	11/25/20	4	Randolph-Macon
	Pierce Simpson	11/24/17	4	Randolph-Macon

SEASON	Name	Year	No.
1.	Josh Vaughan	2008	20
	Tim Hightower	2007	20
3.	Kendall Gaskins	2012	13
	Uly Scott	1992	13
	Greg Grooms	1984	13
	Barty Smith	1973	13
7.	Stacy Tutt	2005	12
	Jimmie Miles	1998	12
9.	Jimmie Miles	1999	11
	Erwin Matthews	1987	11
	Danny Holly	1985	11

CAREER	Name	Years	No.
1.	Kendall Gaskins	2009-12	34
	Josh Vaughan	2005-08	34
	Tim Hightower	2004-07	34
3.	Uly Scott	1991-94	29
4.	Stacy Tutt	2002-05	24
5.	Jimmie Miles	1996-99	24
6.	Eric Ward	2006-09	22
7.	Kendall Gaskins	2009-12	21
	Tyronne Turner	1997-00	21
	Barry Redden	1978-81	21

## Longest Rush

Name	Date	Yds	Opponent
1.	Frank Pajczkowski	10/1/55	93 at Virginia Military
	Nevitt Sanford	10/20/28	93 at Elon
3.	Tim Hightower	9/8/07	90 at Northeastern
4.	Jack Wilbourne	11/14/42	88 at Hampden-Sydney
5.	Jack Wilbourne	9/20/47	85 Randolph-Macon
6.	Curtis Jefferson	11/19/88	84 William & Mary
7.	Charlie Suttentfield	10/7/44	81 Virginia Military
8.	Frank Pajczkowski	10/9/54	80 at The Citadel
	Victor Challain	11/26/31	80 William & Mary
	Nevitt Sanford	10/6/28	80 Johns Hopkins
	Nevitt Sanford	11/5/27	80 at Lynchburg
	Doug Gunter	10/23/26	80 at Randolph-Macon

## Attempts

GAME	Name	Date	No.	Opponent
1.	Barry Redden	11/26/81	51	Pennsylvania
2.	Barry Redden	10/25/80	48	Virginia Tech
3.	Barry Redden	9/19/81	43	at Arkansas State
	Barry Redden	11/1/80	43	Cincinnati
5.	Josh Vaughan	11/15/08	40	Delaware
6.	Jarvis Jennings	10/29/83	38	Virginia Military
7.	Tim Hightower	9/30/06	37	Northeastern
	Cordell Roane	11/3/01	37	Hofstra
	Minoso Rodgers	11/2/96	37	at New Hampshire
	Jarvis Jennings	11/12/83	37	at Colgate

SEASON	Name	Year	No.
1.	Josh Vaughan	2008	355
2.	Barry Redden	1981	335
3.	Tim Hightower	2007	327
4.	Uly Scott	1992	299
5.	Erwin Matthews	1987	253
6.	Barry Redden	1980	247
7.	Minoso Rodgers	1996	239
8.	Uly Scott	1993	234
9.	Justin Forte	2009	228
10.	Jarvis Jennings	1983	221

CAREER	Name	Years	No.
1.	Uly Scott	1991-94	807
2.	Barry Redden	1978-81	707
3.	Tim Hightower	2004-07	704
4.	Josh Vaughan	2005-08	612
5.	Jasper Pendergrass	1995-98	572
6.	Tyronne Turner	1997-00	565
7.	Eric Hopkins	1987-90	528
8.	Minoso Rodgers	1993-96	527
9.	Erwin Matthews	1985-88	464
10.	Kendall Gaskins	2009-12	452
	Barty Smith	1971-73	452

## 100-Yard Rushing Performances

Name	Date	Att-Yds	Opponent
Kendall Gaskins	10/20/12	21-106	vs. James Madison
John Laub	10/13/12	17-103	at New Hampshire
Kendall Gaskins	10/23/10	16-100	vs. Towson
Tyler Kirchoff	10/9/10	17-108	at New Hampshire
Tyler Kirchoff	10/2/10	24-126	vs. Coastal Carolina
Jovan Smith	9/25/10	10-102	vs. Delaware
Eric Ward	11/28/09	10-136	vs. Elon
Justin Forte	10/31/09	22-121	at Towson
Justin Forte	10/24/09	26-118	vs. Massachusetts
Justin Forte	9/26/09	21-152	vs. VMI
Josh Vaughan	12/19/08	23-162	vs. Montana
Josh Vaughan	12/6/08	32-133	at Appalachian State
Josh Vaughan	11/22/08	30-134	at William & Mary
Josh Vaughan	11/15/08	40-156	Delaware
Josh Vaughan	11/8/08	26-240	at Hofstra
Josh Vaughan	10/25/08	24-157	Georgetown
Josh Vaughan	10/18/08	21-156	at Massachusetts
Josh Vaughan	10/4/08	16-123	at VMI
Josh Vaughan	9/13/08	20-103	Towson
Josh Vaughan	8/30/08	16-119	at Elon
Tim Hightower	11/24/07	31-180	Eastern Kentucky
Josh Vaughan	11/17/07	28-132	William & Mary
Tim Hightower	11/10/07	29-113	at Delaware
Tim Hightower	11/3/07	36-187	Villanova
Tim Hightower	10/27/07	28-103	at James Madison
Tim Hightower	10/13/07	19-101	Stony Brook
Tim Hightower	10/6/07	26-120	at Towson
Tim Hightower	9/29/07	22-168	New Hampshire
Tim Hightower	9/22/07	24-295	at Bucknell
Josh Vaughan	9/8/07	15-110	at Northeastern
Tim Hightower	9/8/07	19-246	at Northeastern
Josh Vaughan	11/18/06	15-108	at William & Mary
Josh Vaughan	10/21/06	8-110	Delaware
Tim Hightower	9/30/06	37-149	Northeastern
Tim Hightower	9/16/06	9-106	VMI
Justin Forte	9/16/06	24-144	VMI
Stacy Tutt	12/3/05	18-102	vs. Furman
David Freeman	11/26/05	21-117	at Hampton
Tim Hightower	11/19/05	20-111	vs. William & Mary
Stacy Tutt	11/12/05	9-144	at Towson
Tim Hightower	11/5/05	20-103	vs. VMI
Stacy Tutt	11/5/05	10-104	vs. VMI
Tim Hightower	10/29/05	20-119	at James Madison
David Freeman	9/10/05	18-116	at Lafayette
David Freeman	10/9/04	22-104	vs. Maine
David Freeman	9/25/04	32-201	vs. Lafayette
Stacy Tutt	9/18/04	18-117	at Massachusetts
David Freeman	9/11/04	16-130	at VMI
Kenny Dantzier	10/26/02	21-138	at Rhode Island
Sean Gustus	11/23/01	24-168	at UMass
Cordell Roane	11/3/01	37-246	Hofstra
Cordell Roane	10/27/01	22-111	Rhode Island
Cordell Roane	10/13/01	33-128	at James Madison
Sean Gustus	11/4/00	32-128	at Rhode Island
D'Arcy Wills	10/28/00	20-151	at Villanova
Scott Fulton	10/28/00	25-100	at Villanova
Tyronne Turner	10/21/00	20-170	Maine
J.R. Purnell	10/14/00	9-101	at New Hampshire
Sean Gustus	9/30/00	17-135	at Arkansas State

Sean Gustus	9/16/00	20-119	Massachusetts
Jimmie Miles	10/16/99	27-109	at Hofstra
Jimmie Miles	10/9/99	27-152	Rhode Island
Tyronne Turner	10/2/99	9-103	at Delaware
Ron Patterson	9/25/99	33-186	New Hampshire
Tyronne Turner	9/4/99	11-100	VMI
Jimmie Miles	11/21/98	23-179	William & Mary
Jimmie Miles	11/14/98	14-105	Delaware
Jasper Pendergrass	11/14/98	21-110	Delaware
Jasper Pendergrass	11/7/98	23-151	at Villanova
Jasper Pendergrass	10/17/98	28-110	at Maine
Tyronne Turner	10/10/98	19-174	at New Hampshire
Jasper Pendergrass	10/3/98	20-105	James Madison
Tyronne Turner	9/26/98	21-110	at Pennsylvania
Jasper Pendergrass	9/20/97	14-105	VMI
Jasper Pendergrass	8/30/97	23-106	at Massachusetts
Minoso Rodgers	11/2/96	37-216	at New Hampshire
Minoso Rodgers	10/19/96	27-156	James Madison
Minoso Rodgers	10/12/96	32-109	Delaware
Jasper Pendergrass	9/28/96	16-120	at Boston University
Minoso Rodgers	10/28/95	24-141	at James Madison
Minoso Rodgers	9/30/95	26-133	Boston University
Minoso Rodgers	9/9/95	33-127	at Massachusetts
Jason Gabrels	9/9/95	25-120	at Massachusetts
Minoso Rodgers	9/2/95	34-193	VMI
Uly Scott	11/23/94	13-101	William & Mary
Uly Scott	10/29/94	20-112	James Madison
Uly Scott	10/8/94	16-111	Maine
Uly Scott	11/20/93	31-162	at William & Mary
Uly Scott	10/2/93	29-174	Northeastern
Uly Scott	9/25/93	14-112	Villanova
Uly Scott	9/11/93	29-155	at James Madison
Uly Scott	11/21/92	32-118	William & Mary
Uly Scott	11/7/92	33-133	Massachusetts
Uly Scott	10/31/92	30-146	at Connecticut
Uly Scott	10/24/92	19-119	VMI
Uly Scott	10/17/92	25-148	at Boston University
Uly Scott	10/10/92	28-111	New Hampshire
Uly Scott	9/26/92	23-121	at Rhode Island
Uly Scott	9/12/92	23-198	James Madison
Uly Scott	11/2/91	25-143	Connecticut
Uly Scott	10/26/91	17-113	at James Madison
Karl Johnson	10/5/91	24-112	at Maine
Vidal Adams	9/14/91	24-112	Rhode Island
Eric Hopkins	9/29/90	13-105	Maine
Eric Hopkins	11/23/89	26-139	VMI
Eric Hopkins	11/18/89	30-127	at William & Mary
Curtis Jefferson	11/19/88	17-189	William & Mary
Sam Yaffa	11/19/88	19-122	William & Mary
Austin Neuhoff	11/5/88	24-101	Massachusetts
Eric Hopkins	10/8/88	21-121	New Hampshire
Erwin Matthews	9/24/88	23-109	Delaware
Erwin Matthews	11/21/87	21-116	at William & Mary
Erwin Matthews	10/29/87	22-206	at Boston University
Eric Hopkins	10/24/87	18-159	Rhode Island
Eric Hopkins	10/17/87	32-106	at Maine
Erwin Matthews	10/3/87	29-138	Connecticut
T.J. Morgan	9/26/87	11-101	at Delaware
Erwin Matthews	9/26/87	34-115	at Delaware
Erwin Matthews	9/19/87	34-159	Massachusetts
Erwin Matthews	9/5/87	25-101	at New Hampshire
Greg Grooms	10/18/86	16-178	VMI
Greg Grooms	9/20/86	14-105	at Connecticut
Danny Holly	11/2/85	21-100	at Boston University
Walter Wholey	10/5/85	20-146	James Madison
David Bayer	9/7/85	22-128	at Virginia Tech
David Bayer	12/1/84	32-139	at Rhode Island
Buddy Grooms	11/24/84	21-109	Boston University
Greg Grooms	11/17/84	19-121	William & Mary
David Bayer	11/17/84	19-119	William & Mary
David Bayer	11/3/84	12-102	Colgate
Greg Grooms	10/13/84	28-202	at Massachusetts
Greg Grooms	10/6/84	27-171	Wake Forest
Greg Grooms	9/22/84	21-104	at Virginia Tech
Greg Grooms	9/15/84	25-165	Maine
Jarvis Jennings	11/12/83	37-221	at Colgate
Jarvis Jennings	11/5/83	28-128	James Madison
Jarvis Jennings	10/29/83	38-185	at VMI
Jarvis Jennings	10/15/83	30-199	Central Florida
Jarvis Jennings	10/30/82	20-139	Rutgers
Barry Redden	11/26/81	51-280	Pennsylvania
Barry Redden	11/21/81	34-158	at William & Mary
Barry Redden	11/14/81	33-151	Wake Forest
Barry Redden	11/7/81	32-174	at VMI



# PASSING RECORDS

## Yards Passing

GAME						
Name	Date	Att	Cmp	Yds	TD	Opponent
1. Buster O'Brien	12/27/68	58	39	447	4	vs. Ohio
2. Eric Ward	9/26/09	39	28	394	3	vs. VMI
3. Bob Bleier	9/13/86	41	27	389	2	at UMass.
4. Stacy Tutt	10/22/05	50	32	376	4	Hofstra
5. Greg Lilly	11/14/92	34	21	374	1	Delaware
6. Charlie Richards	9/20/69	47	26	373	0	at Miss. St.
7. Buster O'Brien	11/16/68	34	21	366	3	at So. Miss.
8. Greg Lilly	10/3/92	27	18	363	3	Maine
9. Aaron Corp	10/8/11	34	31	353	2	at Towson
10. Aaron Corp	9/24/11	50	35	351	2	New Hamp.

SEASON						
Name	Year	Att	Cmp	Pct	Yds	TD
1. Eric Ward	2008	359	230	.641	2,808	17
2. Greg Lilly	1992	275	162	.589	2,704	19
3. Aaron Corp	2011	388	247	.637	2,682	17
4. Charlie Richards	1969	356	175	.492	2,556	21
5. Bob Bleier	1986	348	195	.560	2,475	18
6. Eric Ward	2009	331	206	.622	2,396	16
7. Eric Ward	2007	353	216	.612	2,341	17
8. Stacy Tutt	2005	297	170	.572	2,219	16
9. Bob Bleier	1985	301	186	.618	2,208	18
10. Stacy Tutt	2004	325	189	.582	2,156	14

CAREER						
Name	Years	Att	Cmp	Pct	TD	Yds
1. Eric Ward	2006-09	1264	784	.620	61	8,969
2. Bob Bleier	1983-86	1169	672	.575	54	8,057
3. Greg Lilly	1990-93	855	485	.566	37	6,703
4. Stacy Tutt	2002-05	754	433	.574	36	5,318
5. Charlie Richards	1968-70	641	312	.471	37	4,473
6. Buster O'Brien	1966-68	688	349	.507	34	4,424
7. Jimmie Miles	1996-99	597	301	.504	34	3,886
8. Harry Knight	1972-74	551	253	.459	25	3,465
9. Aaron Corp	2010-11	511	314	.614	20	3,327
10. Steve Krainock	1980-81	449	228	.508	20	3,022

## Attempts

GAME			
Name	Date	Att	Opponent
1. Buster O'Brien	12/27/68	58	vs. Ohio
2. Aaron Corp	9/24/11	50	New Hampshire
Stacy Tutt	10/22/05	50	Hofstra
4. Charlie Richards	9/20/69	47	at Mississippi State
Charlie Richards	11/15/69	47	at West Virginia
6. Bob Bleier	10/26/85	46	at Rutgers
7. John Laub	10/13/12	44	at New Hampshire
John Laub	9/29/12	44	Old Dominion
Aaron Corp	10/22/11	44	Maine
10. Michael Strauss	10/20/12	43	James Madison
Aaron Corp	11/5/11	43	Old Dominion
Stacy Tutt	10/30/04	43	at Hofstra
Charlie Richards	10/11/69	43	at Davidson

SEASON			
Name	Year	Att	Yds
1. Aaron Corp	2011	388	359
2. Eric Ward	2008	359	356
3. Charlie Richards	1969	356	353
4. Eric Ward	2007	353	331
5. Eric Ward	2009	331	348
6. Bob Bleier	1986	348	325
7. Stacy Tutt	2004	325	301
8. Bob Bleier	1985	301	297
9. Stacy Tutt	2005	297	289
10. Jimmie Miles	1999	289	

CAREER			
Name	Years	Att	Yds
1. Eric Ward	2006-09	1,264	1,169
2. Bob Bleier	1983-86	1,169	855
3. Greg Lilly	1990-93	855	754
4. Stacy Tutt	2002-05	754	688
5. Buster O'Brien	1966-68	688	641
6. Charlie Richards	1968-70	641	597
7. Jimmie Miles	1996-99	597	551
8. Harry Knight	1972-74	551	511
9. Aaron Corp	2010-11	511	511
Mel Rideout	1960-62	511	

## Completions

GAME			
Name	Date	Cmp	Opponent
1. Buster O'Brien	12/27/68	39	vs. Ohio*
2. Aaron Corp	9/24/11	35	New Hampshire
3. Aaron Corp	10/22/11	32	Maine
Stacy Tutt	10/22/05	32	Hofstra
5. Aaron Corp	10/8/11	31	at Towson
6. Michael Strauss	11/17/12	29	at William & Mary
Bob Bleier	10/26/85	29	at Rutgers
8. Eric Ward	9/26/09	28	vs. VMI
Eric Ward	12/13/08	28	at Northern Iowa
10. Michael Strauss	10/20/12	27	James Madison
John Laub	10/13/12	27	at New Hampshire
John Laub	9/29/12	27	Old Dominion
Stacy Tutt	10/30/04	27	at Hofstra
Bryson Spinner	10/11/03	27	at James Madison
Bob Bleier	9/13/86	27	at Massachusetts

SEASON			
Name	Year	Cmp	Yds
1. Aaron Corp	2011	247	230
2. Eric Ward	2008	230	216
3. Eric Ward	2007	216	206
4. Eric Ward	2009	206	195
5. Bob Bleier	1986	195	189
6. Stacy Tutt	2004	189	186
7. Bob Bleier	1985	186	175
8. Charlie Richards	1969	175	170
9. Stacy Tutt	2005	170	166
10. Bob Bleier	1984	166	

CAREER			
Name	Years	Cmp	Yds
1. Eric Ward	2006-09	784	672
2. Bob Bleier	1983-86	672	485
3. Greg Lilly	1990-93	485	433
4. Stacy Tutt	2002-05	433	349
5. Buster O'Brien	1966-68	349	314
6. Aaron Corp	2010-11	314	312
7. Charlie Richards	1968-70	312	301
8. Jimmie Miles	1996-99	301	253
9. Harry Knight	1972-74	253	228
10. Steve Krainock	1980-81	228	

## Touchdowns Thrown

GAME			
Name	Date	No.	Opponent
1. Greg Lilly	9/12/92	5	James Madison
2. Michael Strauss	10/20/12	4	James Madison
Eric Ward	9/19/09	4	vs. Hofstra
Eric Ward	11/10/07	4	at Delaware
Stacy Tutt	10/22/05	4	Hofstra
Stacy Tutt	9/11/04	4	at VMI
Buster O'Brien	12/27/68	4	vs. Ohio
Buster O'Brien	10/19/68	4	Furman
John Thomas	11/11/50	4	at Virginia Tech

SEASON			
Name	Year	No.	Yds
1. Charlie Richards	1969	21	21
Buster O'Brien	1968	21	19
3. Jimmie Miles	1999	19	19
Greg Lilly	1992	19	18
5. Bob Bleier	1986	18	18
Bob Bleier	1985	18	17
7. Aaron Corp	2011	17	17
Eric Ward	2008	17	17
Eric Ward	2007	17	16
10. Eric Ward	2009	16	16
Stacy Tutt	2005	16	

CAREER			
Name	Years	No.	Yds
1. Eric Ward	2006-09	61	54
2. Bob Bleier	1983-86	54	37
3. Greg Lilly	1990-93	37	37
Charlie Richards	1968-70	37	36
5. Stacy Tutt	2002-05	36	34
6. Jimmie Miles	1996-99	34	34
Buster O'Brien	1966-68	34	25
8. Harry Knight	1972-74	25	20
9. Aaron Corp	2010-11	20	20
Steve Krainock	1980-81	20	

## Longest Pass Play

Quarterback / Receiver	Date	Yds	Opponent
1. Charlie Richards / Jim Livesay	11/21/70	88	William & Mary
2. Eric Ward / Jordan Mitchell	9/20/08	87	Maine
Joe Elrod / Antoine Lee	9/17/94	87	at UConn
4. Buster O'Brien / Walker Gillette	10/28/67	83	at Virginia Tech
5. Greg Lilly / Rod Boothes	9/12/92	82	James Madison
6. Chad Grier / Marvin Hargrove	9/26/87	81	at Delaware
7. Eric Ward / Kevin Grayson	8/30/08	80	at Elon
D'Arcy Wills / Boyd Ouden	10/26/02	80	Rhode Island
Steve Krainock / Kevin Jackson	9/19/81	80	at Arkansas State
9. Stacy Tutt / Josh Vaughan	9/17/05	79	at Maine
10. Greg Lilly / Rod Boothes	9/19/92	78	at Villanova

## Interceptions

Game	Yds	Player	Date
Season	18	Bob Bleier	1986
Career	56	Bob Bleier	1983-86

## Completion Percentage

Game	Percentage	Player	Date
Season	64.4	Michael Strauss (125-of-194)	2012
	64.1	Eric Ward (230-of-359)	2008
	63.7	Aaron Corp (248-of-388)	2011
Career	62.0	Eric Ward (784-of-1264)	2006-09
	61.4	Aaron Corp (314-of-511)	2010-11
	57.5	Bob Bleier (672-of-1169)	1983-1986



# RECEIVING RECORDS

## Reception Yardage

GAME	Name	Date	Rec	TD	Yds	Opponent
1.	Walker Gillette	9/20/69	16	0	264	at Mississippi St.
2.	Walker Gillette	12/27/68	20	1	242	vs. Ohio
3.	John Henry	9/13/86	13	0	214	at Massachusetts
4.	Leland Melvin	9/1/84	10	1	208	at I. Madison
5.	Walker Gillette	10/19/68	5	3	198	Furman
6.	Rod Boothes	9/12/92	5	2	197	James Madison
7.	Tre Gray	9/24/11	16	0	194	New Hampshire
8.	Rod Boothes	11/14/92	7	1	190	Delaware
9.	Aubrey Rosser	11/24/49	7	1	188	Wash. & Lee
10.	Ben Edwards	9/29/12	11	1	182	Old Dominion

SEASON	Name	Year	Rec	TD	Yds
1.	Tre Gray	2011	95	4	1,187
2.	Rod Boothes	1992	47	10	1,115
3.	Walker Gillette	1969	57	11	1,090
4.	Kevin Grayson	2007	68	7	970
5.	Leland Melvin	1985	65	8	956
6.	James Church	1986	67	3	951
7.	Walker Gillette	1968	50	8	857
8.	Kevin Grayson	2008	61	3	853
9.	Ben Edwards	2012	80	3	852
10.	Stephen Barnette	2012	56	4	848

CAREER	Name	Years	Rec	TD	Yds
1.	Tre Gray	2008-11	243	14	3,101
2.	Leland Melvin	1982-85	198	16	2,669
3.	Walker Gillette	1967-69	158	22	2,649
4.	Kevin Grayson	2007-10	196	13	2,558
5.	Sterling Brown	1989-92	144	8	2,104
6.	Muneer Moore	1996-99	144	12	2,045
7.	Dwaune Jones	1996-99	148	15	2,027
8.	Arman Shields	2003-07	160	13	1,930
9.	Rod Boothes	1990-93	96	18	1,900
10.	Boyd Ouden	2000-03	102	16	1,776

## Receptions

GAME	Name	Date	No.	Opponent
1.	Walker Gillette	12/27/68	20	vs. Ohio
2.	Tre Gray	9/24/11	16	New Hampshire
	Walker Gillette	9/20/69	16	at Mississippi State
4.	Arman Shields	10/22/05	14	Holstra
5.	Ben Edwards	11/17/12	13	at William & Mary
	Harry Wilson	10/9/04	13	Maine
	John Henry	9/13/86	13	at Massachusetts
8.	Tre Gray	10/22/11	12	Maine
	Arman Shields	9/1/07	12	at Vanderbilt
10.	Ben Edwards	9/29/12	11	Old Dominion
	Ben Edwards	9/15/12	11	at VMI
	Kevin Grayson	11/10/07	11	at Delaware
	James Church	11/15/86	11	Maine
	Leland Melvin	10/6/84	11	Wake Forest
	Mike Mahoney	9/7/74	11	Villanova

SEASON	Name	Year	No.
1.	Tre Gray	2011	95
2.	Ben Edwards	2012	80
3.	Kevin Grayson	2007	68
4.	James Church	1986	67
5.	Leland Melvin	1985	65
6.	Arman Shields	2005	62
7.	Kevin Grayson	2008	61
8.	Leland Melvin	1984	60
9.	Tre Gray	2008	59
10.	Walker Gillette	1969	57

CAREER	Name	Years	No.
1.	Tre Gray	2008-11	243
2.	Leland Melvin	1982-85	198
3.	Kevin Grayson	2007-10	196
4.	Arman Shields	2003-07	160
5.	Walker Gillette	1967-69	158
6.	Dwaune Jones	1996-99	148
7.	Muneer Moore	1996-99	144
	Sterling Brown	1989-92	144
9.	Ben Edwards	2010-present	134
10.	John Henry	1983-86	122

## Touchdown Receptions

GAME	Name	Date	No.	Opponent
1.	Kevin Finney	10/20/12	3	James Madison
	Jerry Haynes	10/24/70	3	East Carolina
	Walker Gillette	11/1/69	3	The Citadel
	Walker Gillette	11/23/68	3	William & Mary
	Walker Gillette	10/19/68	3	Furman

SEASON	Name	Year	No.
1.	Walker Gillette	1969	11
2.	Rod Boothes	1992	10
3.	Dwaune Jones	1999	9
4.	Walker Gillette	1968	8
	Leland Melvin	1985	8
6.	Kevin Grayson	2007	7
	Boyd Ouden	2002	7
	Muneer Moore	1999	7
	Jerry Haynes	1970	7
10.	Ben Edwards	2011	6
	Rod Boothes	1993	6
	Mike Mahoney	1973	6
	Jim Livesay	1969	6
	Jim Livesay	1968	6
	John Hilton	1964	6

CAREER	Name	Years	No.
1.	Walker Gillette	1967-69	22
2.	Rod Boothes	1990-93	18
3.	Jim Livesay	1968-70	17
4.	Boyd Ouden	2000-03	16
	Leland Melvin	1982-85	16
6.	Dwaune Jones	1996-99	15
7.	Tre Gray	2008-11	14
	John Hilton	1961-62, 64	14
9.	Kevin Grayson	2007-10	13
	Arman Shields	2003-07	13
	Mike Mahoney	1972-74	13

## 100-Yard Receiving Performances

Name	Date	Rec-Yds	Opponent
Stephen Barnette	10/20/12	9-144	James Madison
Ben Edwards	10/13/12	10-125	at New Hampshire
Stephen Barnette	10/6/12	5-110	at Villanova
Ben Edwards	9/29/12	11-182	Old Dominion
Ben Edwards	9/15/12	11-122	at VMI
Tre Gray	11/2/11	9-126	at Delaware
Tre Gray	10/29/11	10-105	Massachusetts
Tre Gray	10/22/11	12-128	Maine
Tre Gray	10/8/11	10-141	at Towson
Tre Gray	9/24/11	16-194	New Hampshire
Tre Gray	9/3/11	8-129	at Duke
Donte Boston	9/26/09	7-125	vs. VMI
Tre Gray	9/26/09	6-112	vs. VMI
Kevin Grayson	11/29/08	5-107	Eastern Kentucky
Jordan Mitchell	9/20/08	4-139	Maine
Kevin Grayson	8/30/08	7-121	at Elon
Kevin Grayson	12/7/07	7-122	at Appalachian State
Kevin Grayson	11/10/07	11-111	at Delaware
Kevin Grayson	9/29/07	10-111	New Hampshire
Kevin Grayson	9/22/07	6-118	at Bucknell
Arman Shields	9/1/07	12-107	at Vanderbilt
Arman Shields	11/4/06	8-124	at Villanova
Matt Hale	10/7/06	6-102	at New Hampshire
Arman Shields	11/5/05	6-131	vs. VMI
Arman Shields	10/22/05	14-147	vs. Hofstra
Matt Hale	10/22/05	9-112	vs. Hofstra
Arman Shields	10/15/05	9-106	vs. Delaware
Arman Shields	10/8/05	5-100	vs. Villanova
Arman Shields	9/24/05	8-116	at Vanderbilt
Harry Wilson	11/6/04	5-122	vs. Towson
Harry Wilson	10/9/04	13-146	vs. Maine
Harry Wilson	9/11/04	6-104	at VMI
Boyd Ouden	10/18/03	8-138	New Hampshire
Stacy Iutt	9/13/03	7-101	at Delaware
Boyd Ouden	11/16/02	7-145	vs. Maine
Boyd Ouden	9/26/02	3-116	at Rhode Island
Boyd Ouden	9/7/02	7-162	vs. Delaware
Ryan Iolhurst	9/1/01	6-117	at Virginia
Ryan Iolhurst	10/14/00	4-149	at New Hampshire
Ryan Iolhurst	9/16/00	3-119	Massachusetts
Dwaune Jones	9/11/99	9-136	Villanova
Muneer Moore	9/12/98	9-120	Massachusetts
Dwaune Jones	9/6/97	9-166	at Colgate
Jason Rydlich	9/25/93	4-119	Villanova
Rod Boothes	11/14/92	7-190	Delaware
Rod Boothes	10/31/92	6-113	at Connecticut
Rod Boothes	10/24/92	3-102	VMI
Rod Boothes	10/17/92	7-131	at Boston University
Rodney Bowers	10/10/92	7-110	New Hampshire
Sterling Brown	10/10/92	6-101	New Hampshire
Rod Boothes	10/3/92	5-128	Maine
Rod Boothes	9/12/92	5-197	James Madison
Sterling Brown	11/2/91	7-105	Connecticut
Price Williams	10/26/91	5-113	at James Madison
Sterling Brown	9/28/91	10-173	VMI
Curtis Jefferson	11/10/90	9-101	Delaware
Curtis Jefferson	9/8/90	9-101	at Navy
Marvin Hargrove	11/4/89	9-154	at Massachusetts
Marvin Hargrove	9/2/89	8-148	Villanova
Marvin Hargrove	11/21/87	4-102	at William & Mary
James Church	11/15/86	11-109	Maine
James Church	11/8/86	8-136	Virginia Tech
James Church	11/1/86	10-132	at Georgia
John Henry	9/13/86	13-214	at Massachusetts
James Church	9/6/86	7-123	New Hampshire
Leland Melvin	11/2/85	5-101	at Boston University
Leland Melvin	10/5/85	4-122	James Madison
Leland Melvin	9/21/85	7-118	at VMI
Leland Melvin	9/7/85	9-110	at Virginia Tech
Leland Melvin	12/1/84	10-132	at Rhode Island
Leland Melvin	11/24/84	6-120	Boston University
Leland Melvin	10/27/84	8-106	VMI
Leland Melvin	10/6/84	11-120	Wake Forest
Leland Melvin	9/1/84	10-208	at James Madison
Leland Melvin	11/19/83	9-102	at William & Mary
Leland Melvin	11/5/83	8-104	James Madison
Ken Tweedy	11/1/80	9-118	Cincinnati
Dinky Jones	10/12/74	6-148	at Ball State
Mike Mahoney	9/7/74	11-181	Villanova
Jim Livesay	11/21/70	4-148	William & Mary
Jerry Haynes	10/3/70	6-148	at S. Mississippi
Jim Livesay	11/22/69	9-161	at William & Mary
Walker Gillette	11/15/69	6-118	at West Virginia
Walker Gillette	11/8/69	2-106	Furman
Walker Gillette	11/1/69	9-168	The Citadel
Walker Gillette	10/25/69	7-160	at S. Mississippi
Jim Livesay	10/25/69	6-101	at S. Mississippi
Jim Livesay	10/4/69	9-124	Virginia Tech
Walker Gillette	9/20/69	16-264	at Mississippi State
Walker Gillette	12/27/68	20-242	vs. Ohio
Jim Livesay	12/27/68	10-127	vs. Ohio
Walker Gillette	11/23/68	8-164	William & Mary
Walker Gillette	11/16/68	4-121	at S. Mississippi
Jim Livesay	11/16/68	6-146	at S. Mississippi
Walker Gillette	10/19/68	5-198	Furman
Walker Gillette	10/28/67	4-162	at Virginia Tech
Walker Gillette	9/30/67	9-111	VMI
Dennis Phelps	10/16/65	7-110	at Buffalo
John Hilton	10/17/64	9-147	at Davidson
Norris Aldridge	11/9/63	7-117	at The Citadel
John Hilton	11/2/62	8-138	at George Washington
Aubrey Rosser	11/24/49	7-188	Washington & Lee



# TOTAL OFFENSE / ALL-PURPOSE RECORDS



## Total Offense

GAME	Name	Date	Run	Pass	Total	Opponent
1.	Buster O'Brien	12/27/68	39	447	486	vs. Ohio
2.	Stacy Tutt	10/22/05	74	376	450	Hofstra
3.	Cordell Roane	11/3/01	246	156	402	Hofstra
	Bob Bleier	9/13/86	13	389	402	at Mass.
5.	Eric Ward	9/26/09	4	394	398	vs. VMI
6.	Aaron Corp	9/24/11	26	351	377	New Hampshire
	Stacy Tutt	11/5/05	104	273	377	VMI
8.	John Laub	10/13/12	103	269	372	at New Hamp.
	Charlie Richards	9/20/69	-1	373	372	at Miss. St.
10.	Greg Lilly	10/3/92	3	363	366	Maine

SEASON	Name	Year	Run	Pass	Total
1.	Eric Ward	2008	440	2,808	3,248
2.	Stacy Tutt	2005	828	2,219	3,047
3.	Eric Ward	2007	476	2,817	2,817
4.	Eric Ward	2009	360	2,396	2,756
5.	Charlie Richards	1969	109	2,556	2,665
6.	Aaron Corp	2011	-29	2,682	2,653
7.	Greg Lilly	1992	-87	2,704	2,617
8.	Jimmie Miles	1999	633	1,977	2,610
9.	Bob Bleier	1986	-31	2,475	2,444
10.	Stacy Tutt	2004	264	2,156	2,420

CAREER	Name	Years	Run	Pass	Total
1.	Eric Ward	2006-09	1,406	8,969	10,375
2.	Bob Bleier	1983-86	-66	8,057	7,991
3.	Stacy Tutt	2002-05	1,554	5,318	6,872
4.	Greg Lilly	1990-93	-308	6,703	6,395
5.	Jimmie Miles	1996-99	1,684	3,886	5,570
6.	Charlie Richards	1968-70	258	4,473	4,731
7.	Buster O'Brien	1966-68	-122	4,424	4,302
8.	Tim Hightower	2004-07	3,712	24	3,736
9.	Uly Scott	1991-94	3,520	51	3,571
10.	Harry Knight	1972-74	-51	3,465	3,414

## Total Plays

GAME	Name	Date	Run	Pass	Total	Opponent
1.	Stacy Tutt	10/22/05	27	50	77	Hofstra
2.	Buster O'Brien	12/27/68	7	58	65	vs. Ohio
3.	Aaron Corp	9/24/11	12	50	62	New Hamp.
4.	John Laub	10/13/12	17	44	61	at New Hamp.
5.	Charlie Richards	9/20/69	13	47	60	at Miss. St.
6.	John Laub	9/29/12	14	44	58	Old Dominion
	Charlie Richards	11/15/69	11	47	58	at West Va.
8.	Greg Lilly	11/10/90	20	37	57	Delaware
	Charlie Richards	10/4/69	15	42	57	Va. Tech
10.	Stacy Tutt	10/23/04	15	41	56	JMU
	Joe Elrod	10/1/94	15	41	56	at Villanova

SEASON	Name	Year	Run	Pass	Total
1.	Eric Ward	2008	152	359	511
2.	Jimmie Miles	1999	186	289	475
3.	Stacy Tutt	2005	175	297	472
4.	Stacy Tutt	2004	141	325	466
5.	Eric Ward	2007	108	353	461
6.	Charlie Richards	1969	99	356	455
7.	Aaron Corp	2011	54	388	442
8.	Eric Ward	2009	103	331	434
9.	Bob Bleier	1986	39	348	387
10.	Greg Lilly	1991	102	280	382

CAREER	Name	Year	Run	Pass	Total
1.	Eric Ward	2006-09	420	1,644	1,684
2.	Bob Bleier	1983-86	144	1,169	1,313
3.	Stacy Tutt	2002-05	443	754	1,197
4.	Greg Lilly	1990-93	303	855	1,158
5.	Jimmie Miles	1996-99	426	597	1,023
6.	Buster O'Brien	1966-68	225	688	913
7.	Charlie Richards	1968-70	226	641	867
8.	Uly Scott	1991-94	807	4	811
9.	Barry Redden	1978-81	707	2	709
10.	Harry Knight	1972-74	108	551	659

## All-Purpose Yardage

GAME	Name	Date	Run	Rec	PR	KR	Int	Ttl	Opp
1.	E. Matthews	9/19/87	159	65	0	141	0	365	UMass
2.	Earl Stoudt	11/23/61	194	44	25	76	18	357	W&M
3.	Tim Hightower	9/22/07	295	20	0	0	0	315	Bucknell
3.	Earl Stoudt	10/22/60	77	21	125	62	25	310	Dvdsn

SEASON	Name	Year	Run	Rec	PR	KR	Int	Total
1.	Tim Hightower	2007	1,924	228	0	0	0	2,152
2.	Josh Vaughan	2008	1,884	67	0	0	0	1,951
3.	Erwin Matthews	1987	1,234	132	0	529	0	1,895
4.	Barry Redden	1981	1,629	107	0	0	0	1,736
5.	Jarvis Jennings	1983	1,163	30	0	386	0	1,579
6.	Rod Boothes	1992	0	1,115	0	389	0	1,504
7.	Uly Scott	1992	1,318	84	0	0	0	1,402
	Erwin Matthews	1986	551	77	0	774	0	1,402
9.	Eric Hopkins	1989	852	212	0	313	0	1,377
10.	Rod Boothes	1993	5	566	163	640	0	1,374

CAREER	Name	Years	Run	Rec	PR	KR	Int	Total
1.	Tim Hightower	2004-07	3,712	818	0	30	0	4,560
2.	E. Matthews	1985-88	2,197	291	0	1,512	0	4,000
3.	Uly Scott	1991-94	3,520	446	0	0	0	3,966
4.	Rod Boothes	1990-93	19	1,900	163	1,854	0	3,936
5.	Josh Vaughan	2005-08	3,393	369	0	94	0	3,856
6.	T. Turner	1997-00	2,603	112	0	1,103	0	3,818
7.	Eric Hopkins	1987-90	2,318	429	0	1,029	0	3,776
8.	Earl Stoudt	1958-61	1,767	873	499	539	71	3,749
9.	Barry Redden	1978-81	3,324	177	0	18	0	3,519
10.	Jesse Williams	1977-80	1,209	530	6	1,773	0	3,518



# SCORING RECORDS

## Points Scored

GAME	Name	Date	TD	EP	Tot	Opponent
1.	Erwin Matthews	9/19/87	6	0	36	Massachusetts
2.	Jimmie Miles	11/21/98	5	0	30	Wm. & Mary
	Henry Dohrman	11/3/28	5	0	30	Lynchburg
	William Ziegler	11/25/20	5	0	30	Rand.-Macon
5.	Earl Stoudt	11/23/61	4	2	26	Wm. & Mary
6.	Kendall Gaskins	9/8/12	4	0	24	Gardner-Webb
	Tyler Kirchoff	10/2/10	4	0	24	Coastal Carolina
	Tim Hightower	9/29/07	4	0	24	New Hampshire
	Tim Hightower	9/22/07	4	0	24	at Bucknell
	Tim Hightower	9/8/07	4	0	24	at Northeastern
	Jimmie Miles	9/4/99	4	0	24	Va. Military
	W.T. Jeffers	10/20/45	4	0	24	at Guilford
	Pierce Simpson	11/24/17	4	0	24	Rand.-Macon

### SEASON

Name	Year	TD	EP1	EP2	FG	Total
1.	Tim Hightower	2007	23	0	0	138
2.	Josh Vaughan	2008	20	0	0	120
3.	Andrew Howard	2008	0	59	0	110
4.	Andrew Howard	2007	0	58	0	103
5.	Kendall Gaskins	2012	16	0	0	96
6.	Greg Grooms	1984	15	0	0	90
7.	Joseph Fore	2005	0	36	0	84
	Barty Smith	1973	14	0	0	84
9.	Andrew Howard	2009	0	44	0	83
10.	Remington Hinshaw	2012	0	36	0	81

### CAREER

Name	Years	TD	EP1	EP2	FG	Total
1.	Andrew Howard	2006-09	0	195	0	360
2.	Tim Hightower	2004-07	39	0	0	234
3.	Kendall Gaskins	2009-12	38	0	0	228
4.	Josh Vaughan	2005-08	35	0	0	210
5.	Doug Kirchner	1999-02	0	91	0	190
6.	Rob Courter	1987-90	0	65	0	188
7.	Uly Scott	1991-94	29	0	0	174
8.	Stacy Tutt	2002-05	26	0	2	160
9.	Brendan Toibin	1983-85	0	70	0	160
	Earl Stoudt	1958-61	22	16	3	160

## Touchdowns

GAME	Name	Date	No.	Opponent
1.	Erwin Matthews	9/19/87	6	Massachusetts
2.	Jimmie Miles	11/21/98	5	William & Mary
	Henry Dohrman	11/3/28	5	Lynchburg
	William Ziegler	11/25/20	5	Randolph-Macon
5.	Kendall Gaskins	9/8/12	4	Gardner-Webb
	Tyler Kirchoff	10/2/10	4	Coastal Carolina
	Tim Hightower	9/29/07	4	New Hampshire
	Tim Hightower	9/22/07	4	at Bucknell
	Tim Hightower	9/8/07	4	at Northeastern
	Jimmie Miles	9/4/99	4	Virginia Military
	Earl Stoudt	11/23/61	4	William & Mary
	W.T. Jeffers	10/20/45	4	at Guilford
	Pierce Simpson	11/24/17	4	Randolph-Macon

### SEASON

Name	Year	No.	
1.	Tim Hightower	2007	23
2.	Josh Vaughan	2008	20
3.	Kendall Gaskins	2012	16
4.	Greg Grooms	1984	15
5.	Barty Smith	1973	14
6.	Uly Scott	1992	13
	Erwin Matthews	1987	13
8.	Stacy Tutt	2005	12
	Jimmie Miles	1998	12
	Danny Holly	1985	12

### CAREER

Name	Years	No.	
1.	Tim Hightower	2004-07	39
2.	Kendall Gaskins	2009-12	38
3.	Josh Vaughan	2005-08	35
4.	Uly Scott	1991-94	29
5.	Stacy Tutt	2002-05	26
6.	Jimmie Miles	1996-99	24
7.	Eric Ward	2006-09	23
	Greg Grooms	1983-86	23
9.	TyRonne Turner	1997-00	22
	Erwin Matthews	1985-88	22
	Barry Redden	1978-81	22
	Walker Gillette	1967-69	22
	Earl Stoudt	1958-61	22

## Points Scored Kicking

GAME	Name	Date	EP1	FG	Tot	Opponent
1.	Remington Hinshaw	9/15/12	5	4	17	at VMI
2.	Andrew Howard	9/20/08	5	3	14	Maine
	Doug Kirchner	10/19/02	2	4	14	James Madison
4.	Wil Kamin	9/24/11	4	3	13	New Hampshire
	Andrew Howard	9/29/07	4	3	13	New Hampshire
	Brendan Toibin	10/12/85	4	3	13	at Maine
7.	Andrew Howard	11/10/07	6	2	12	at Delaware
	Andrew Howard	9/23/06	2	6	12	Bucknell
9.	Joseph Fore	11/12/05	6	2	12	at Towson
	Rob Courter	11/14/87	3	3	12	Villanova

### SEASON

Name	Year	EP1 (Att.)	FG (Att.)	Total	
1.	Andrew Howard	2008	59 (61)	17 (27)	110
2.	Andrew Howard	2007	58 (58)	15 (22)	103
3.	Joseph Fore	2005	36 (39)	16 (20)	84
4.	Andrew Howard	2009	44 (46)	13 (22)	83
5.	Remington Hinshaw	2012	36 (42)	15 (22)	81
6.	Rob Courter	1988	11 (11)	18 (24)	65
7.	Andrew Howard	2006	34 (34)	10 (13)	64
8.	Brendan Toibin	1984	26 (29)	12 (17)	62
9.	Brendan Toibin	1985	31 (33)	10 (20)	61
10.	Kevin Longacre	1993	25 (25)	11 (15)	58

### CAREER

Name	Years	EP1 (Att.)	FG (Att.)	Total	
1.	Andrew Howard	2006-09	195 (199)	55 (84)	360
2.	Rob Courter	1987-90	65 (67)	41 (62)	188
3.	Brendan Toibin	1983-85	70 (78)	30 (51)	160
4.	Doug Kirchner	1999-02	72 (84)	25 (42)	147
5.	Joseph Fore	2002-05	58 (63)	22 (35)	124
6.	Scott Schramme	1979-81	49 (53)	22 (42)	115
7.	Terry Carter	1973-75	68 (73)	11 (23)	101
	Keith Clark	1970-72	56 (62)	15 (29)	101
9.	Remington Hinshaw	2011-present	39 (46)	19 (23)	90
	Wil Kamin	2009-12	33 (45)	19 (23)	90

## Extra Points

GAME	Name	Date	No.	Opponent
1.	Andrew Howard	10/4/08	8	at VMI
	Andrew Howard	9/16/06	8	VMI
	W.R. Broaddus	11/25/20	8	Randolph-Macon
4.	Andrew Howard	9/8/07	7	at Northeastern
	Rob Courter	9/19/87	7	Massachusetts
	Mike Dussault	12/27/68	7	vs. Ohio
7.	Andrew Howard	9/13/08	6	Towson
	Andrew Howard	11/10/07	6	at Delaware
	Andrew Howard	10/13/07	6	Stony Brook
	Andrew Howard	9/22/07	6	at Bucknell
	Andrew Howard	9/23/06	6	Bucknell
	Joseph Fore	11/12/05	6	at Towson
	Greyson Masters	9/2/95	6	Virginia Military
	Ned Ahnell	10/4/86	6	Boston University
	Steve Adams	9/30/78	6	Cincinnati
	Terry Carter	9/15/73	6	at Davidson
	Mike Bragg	10/14/67	6	at Furman
	George Gasser	10/13/43	6	Norfolk Marines

### SEASON

Name	Year	Made (Att.)	
1.	Andrew Howard	2008	59 (61)
2.	Andrew Howard	2007	58 (58)
3.	Andrew Howard	2009	44 (46)
4.	Remington Hinshaw	2012	36 (42)
	Joseph Fore	2005	36 (39)
	Terry Carter	1973	36 (38)
7.	Andrew Howard	2006	34 (34)
8.	Jeff Falkowski	1998	33 (36)
9.	Brendan Toibin	1985	31 (33)
	Mike Dussault	1969	31 (32)

### CAREER

Name	Years	Made (Att.)	
1.	Andrew Howard	2006-09	195 (199)
2.	Doug Kirchner	1999-02	91 (106)
3.	Brendan Toibin	1983-85	70 (78)
4.	Terry Carter	1973-75	68 (73)
5.	Rob Courter	1987-90	65 (67)
6.	Mike Dussault	1968-69	59 (64)
7.	Joseph Fore	2002-05	58 (63)
8.	Keith Clark	1970-72	56 (62)
9.	Scott Schramme	1979-81	49 (53)
10.	Remington Hinshaw	2011-present	39 (46)
	Frank Thompson	1946-48	39

## Field Goals

GAME	Name	Date	No. (Att.)	Opponent
1.	Remington Hinshaw	9/15/12	4 (5)	at VMI
2.	Wil Kamin	9/24/11	3 (3)	New Hampshire
	Wil Kamin	10/23/10	3 (3)	Towson
	Andrew Howard	11/28/09	3 (4)	vs. Elon
	Andrew Howard	11/22/08	3 (4)	at William & Mary
	Andrew Howard	9/20/08	3 (3)	Maine
	Andrew Howard	9/29/07	3 (4)	New Hampshire
	Todd Barton	11/14/92	3 (3)	Delaware
	Rob Courter	11/3/90	3 (3)	Massachusetts
	Rob Courter	11/5/88	3 (3)	Massachusetts
	Rob Courter	11/14/87	3 (3)	Villanova
	Brendan Toibin	10/12/85	3 (4)	at Maine
	Scott Schramme	10/25/80	3 (4)	Virginia Tech
	Terry Carter	11/9/74	3 (4)	East Carolina

### SEASON

Name	Year	No. (Att.)	
1.	Rob Courter	1988	18 (24)
2.	Andrew Howard	2008	17 (27)
3.	Joseph Fore	2005	16 (20)
4.	Remington Hinshaw	2012	15 (22)
	Andrew Howard	2007	15 (22)
6.	Andrew Howard	2009	13 (22)
	Andrew Slater	1996	13 (18)
8.	Brendan Toibin	1984	12 (17)
9.	Kevin Longacre	1993	11 (15)
	Scott Schramme	1980	11 (16)

### CAREER

Name	Years	No. (Att.)	
1.	Andrew Howard	2006-09	55 (84)
2.	Rob Courter	1987-90	41 (62)
3.	Doug Kirchner	1999-02	33 (56)
4.	Brendan Toibin	1983-85	30 (51)
5.	Joseph Fore	2002-05	22 (35)
	Scott Schramme	1979-81	22 (42)
7.	Wil Kamin	2009-12	19 (23)
8.	Remington Hinshaw	2011-present	17 (26)
9.	Keith Clark	1970-72	15 (29)
10.	Johnnie Jones	1973-76	14 (40)

## Field Goals Attempted

Game	No.	Opponent
	5	Remington Hinshaw at VMI, 9/15/12
	4	Andrew Howard vs. Elon, 11/28/09
		Andrew Howard vs. William & Mary, 11/21/09
		Andrew Howard at William & Mary, 11/22/08
		Andrew Howard vs. New Hampshire, 9/29/07
		Terry Carter vs. East Carolina, 11/9/74
		Steve Adams at Wisconsin, 9/16/78
		Scott Schramme vs. Virginia Tech, 10/25/80
		Brendan Toibin at Maine, 10/12/85
Season	27	Andrew Howard, 2008
Career	84	Andrew Howard, 2006-09

## Extra Points Attempted

Game	No.	Opponent
Game	9	W.R. Broaddus vs. Randolph-Macon, 11/25/20
Season	61	Andrew Howard, 2008
Career	199	Andrew Howard, 2006-09

## Consecutive Extra Points Made

Andrew Howard	2006-08	121
---------------	---------	-----



# SPECIAL TEAMS RECORDS

## Kickoff Return Yardage

GAME	Name	Date	No	Yds	Avg	Opponent
1.	Justin Rogers	9/29/07	5	222	44.4	New Hampshire
2.	Justin Rogers	12/7/07	8	217	27.1	at App. State
3.	Jesse Williams	9/27/80	5	215	43.0	at West Virginia
4.	Justin Rogers	9/1/07	5	201	40.2	at Vanderbilt
5.	Cordell Roane	10/2/99	4	189	47.3	at Delaware
6.	Wayne Pettus	9/24/11	4	159	39.8	New Hampshire
7.	Erwin Matthews	11/8/86	4	156	39.0	Virginia Tech
8.	Rod Boothes	11/23/91	6	152	25.3	at Wm. & Mary
9.	Rod Boothes	9/14/91	3	141	47.0	Rhode Island
	Erwin Matthews	9/19/87	3	141	47.0	Massachusetts

### SEASON

Name	Year	No	Yds	Avg
1. Justin Rogers	2007	33	1,002	30.4
2. Rod Boothes	1991	33	813	24.6
3. Erwin Matthews	1986	32	774	24.2
4. Wayne Pettus	2011	32	714	22.3
5. Justin Rogers	2008	34	702	20.6
6. Eric Hopkins	1990	37	696	18.8
7. Jesse Williams	1977	28	652	23.3
8. Rod Boothes	1992	30	640	21.3
9. Clement Johnson	2004	31	599	19.3
10. Billy Starke	1982	29	563	19.4

### CAREER

Name	Years	No	Yds	Avg
1. Justin Rogers	2007-10	112	2,561	22.9
2. Rod Boothes	1990-93	82	1,854	22.6
3. Jesse Williams	1977-80	79	1,773	22.4
4. Erwin Matthews	1985-88	67	1,512	22.6
5. TyRonne Turner	1997-00	54	1,103	20.4
6. Clement Johnson	2000-04	52	1,076	20.7
7. Eric Hopkins	1987-90	53	1,029	19.4
8. Billy Starke	1981-82	44	873	19.8
9. Al Newby	1973-76	42	856	20.4
10. John Armstrong	1984-85	32	826	25.8

## Punt Return Yardage

GAME	Name	Date	No	Yds	Opponent
1.	Perry Schulz	11/29/34	--	222	William & Mary
2.	Jeff Nixon	9/16/78	7	160	at Wisconsin
3.	Derek Hatcher	10/13/07	5	141	Stony Brook
4.	Derek Hatcher	9/20/08	7	133	Maine
	Ed Elliott	9/17/55	--	133	Randolph-Macon
6.	John Armstrong	11/2/85	4	126	at Boston University
7.	Earl Stoudt	10/22/60	--	125	Davidson
8.	Brian Jordan	9/24/88	2	103	Delaware
	John Armstrong	9/14/85	6	103	Massachusetts

### SEASON

Name	Year	No	Yds	Avg	
1. Winston October	1998	41	539	13.1	
2. John Armstrong	1985	19	391	20.5	
3. Jeff Nixon	1978	34	342	10.1	
4. Derek Hatcher	2008	31	334	10.8	
5. Brian Jordan	1988	23	333	14.5	
6. Derek Hatcher	2009	28	286	10.2	
7. Winston October	1995	37	284	7.7	
8. Sean Gustus	1999	29	279	9.6	
9. Derek Hatcher	2007	23	276	12.0	
	Brian Jordan	1987	26	276	10.6

### CAREER

Name	Years	No	Yds	Avg
1. Winston October	1995-98	112	1,097	9.8
2. Derek Hatcher	2006-09	82	896	10.9
3. Brian Jordan	1986-88	60	692	11.5
4. David Ames	1955-57, 59	36	609	16.9
5. Earl Stoudt	1958-61	49	499	10.2
6. John Armstrong	1984-85	33	472	14.3
7. Sean Gustus	1998-01	39	381	9.8
8. Mike Bixiones	1967-68	45	379	8.4
9. Justin Rogers	2007-10	26	351	6.8
10. Jeff Nixon	1977-78	35	343	9.8

## Longest Kickoff Returns

Name	Date	Yds	Opponent
1. Reggie Evans	9/15/79	100	at Virginia Military
Jesse Williams	10/7/78	100	at Villanova
Ed Kreilis	10/18/75	100	Virginia Military
4. John Armstrong	11/3/84	99	Colgate
5. Tremayne Graham	11/14/09	94	at Georgetown
Rod Boothes	9/19/92	94	at Villanova
Jesse Williams	9/27/80	94	at West Virginia
Demetri Kornegay	10/15/77	94	at East Carolina
Earl Stoudt	11/14/59	94	Furman
Art D'Arrigo	10/26/57	94	at Rutgers

## Longest Punt Returns

Name	Date	Yds	Opponent
1. Arthur Jones	10/15/38	92	Virginia Military
2. Derek Hatcher	10/17/09	90	at Maine
3. John Armstrong	9/14/85	86	Massachusetts
4. Walt Bolen	10/10/47	85	at Maryland
5. Brian Jordan	9/24/88	84	Delaware
Mickey Marinkov	11/22/56	84	William & Mary
7. Earl Stoudt	10/22/60	80	Davidson
Ed Elliott	9/18/53	80	Randolph-Macon
9. Art D'Arrigo	9/20/58	76	at West Virginia
10. Johnnie Ealey	9/6/86	74	New Hampshire
Winston October	9/16/95	74	The Citadel

## Longest Field Goals

Name	Date	Yds	Opponent
1. Johnnie Jones	10/25/75	56	at Appalachian State
2. Andrew Howard	11/8/08	53	at Hofstra
Scott Schramme	10/6/79	53	Arkansas State
4. Brendan Toibin	9/3/83	52	at Southern Miss.
Johnnie Jones	10/30/76	52	Chattanooga
6. Mike White	9/6/97	49	at Colgate
7. Andrew Howard	11/21/09	48	William & Mary
8. Joseph Fore	9/20/03	47	at Furman
Brendan Toibin	9/17/83	47	Toledo
10. Doug Kirchner	11/10/01	46	at Delaware
Rob Courter	10/8/88	46	New Hampshire
Rob Courter	11/5/88	46	Massachusetts
Johnnie Jones	10/18/75	46	Virginia Military

## Most Punts

Game	25	Jack Dobson vs. William & Mary, 11/29/34
Season	82	Mike White, 1996
Career	229	Mike White, 1994-97

## Most Punt Returns

Game	8	Jim Crenshaw vs. The Citadel, 11/11/67
Season	41	Winston October, 1998
Career	112	Winston October, 1995-1998

## Most Punt Returns For Touchdown

Game	1	Many players Last: Ben Edwards against VMI (34 yds.), 9/17/11
Season	2	John Armstrong, 1985
Career	2	Derek Hatcher, 2005-09 Jonathan Mayfield, 2006-09 Arthur Jones, 1938-40 Mickey Marinkov, 1955-58 John Armstrong, 1984-85

## Most Kickoff Returns

Game	8	Justin Rogers at Appalachian State, 12/7/07
Season	37	Eric Hopkins, 1990
Career	112	Justin Rodgers, 2006-10

## Most Kickoff Returns For Touchdown

Game	1	Many players Last: Justin Grant (90 yds.), at VMI, 9/15/12
Season	2	Justin Rogers, 2007 Erwin Matthews, 1986
Career	3	Erwin Matthews, 1986-88

## Punting Average

GAME	Name	Date	Avg	Opponent
1.	Brian Radford	11/8/8	52.0	at Hofstra
2.	Mark Philp	9/2/78	51.5	Southern Mississippi
3.	Mike Bragg	10/30/65	51.3	The Citadel
4.	Mike Bragg	10/14/67	50.8	at Furman
5.	Bruce Allen	11/6/76	50.8	East Carolina
6.	Kevin Wolfe	10/21/78	50.8	East Carolina

### SEASON

Name	Year	Avg
1. Kevin Wolfe	1978	43.9
2. Bruce Allen	1976	42.9
3. Mike Bragg	1966	42.8
4. Bruce Allen	1975	41.9
5. Mike Bragg	1965	41.7
6. Mike Bragg	1967	41.4
7. Wil Kamin	2010	41.1
8. Arthur Jones	1940	41.0
9. Jeff Olivo	1988	40.8
10. Brendan Toibin	1984	40.5

### CAREER

Name	Years	Avg
1. Mike Bragg	1965-67	41.9
2. Wil Kamin	2009-12	41.1
3. Bruce Allen	1975-77	40.1
4. Jay Jones	1971-73	39.8
5. Kevin Wolfe	1978-80	39.6
6. Nick Hicks	2009-12	38.7
7. Chris Radford	2002-05	37.6

## Longest Punts

Name	Date	Yds	Opponent
1. Jack Dobson	10/13/34	85	vs. Emory & Henry
2. Ron Gordon	11/7/64	80	at Buffalo
3. Bruce Allen	11/6/76	79	East Carolina
Arthur Jones	10/5/40	79	at Virginia Tech
5. Jack Dobson	11/24/32	78	William & Mary
6. Mike White	11/1/97	76	Northeastern
7. Jeff Olivo	9/2/89	74	Villanova
8. Mike Bragg	9/16/67	73	West Virginia
Mike Bragg	10/30/65	73	The Citadel
10. Jeff Olivo	9/23/89	72	Virginia Military
Bruce Allen	10/18/75	72	Virginia Military
Jay Jones	12/28/71	72	Toledo



# DEFENSIVE RECORDS

## Interceptions

GAME	Name	Date	No.	Opponent
1.	Seth Williams	12/6/08	3	at Appalachian State
	Scott Burton	9/28/91	3	Virginia Military
	Brian Jordan	10/17/87	3	at Maine
	Mark Aucker	10/18/86	3	Virginia Military
	Mike London	11/13/82	3	North Texas State
	Louis Wacker	11/6/54	3	Wake Forest
	Marion Timberlake	9/28/46	3	Virginia Military

SEASON	Name	Year	No.
1.	Jeff Nixon	1976	8
2.	Justin Rogers	2008	7
	Taylor Lackey	1985	7
	Jeff Nixon	1978	7
5.	Winston October	1998	6
	Mike London	1982	6
	Bob Loprete	1972	6
	Ray Easterling	1970	6
9.	Darryl Hamilton	2012	5
	Doug Howell	2012	5
	Ramon Richeson	2002	5
	Maurice Glenn	1993	5
	Scott Burton	1992	5
	Scott Burton	1991	5
	James Smith	1989	5
	Mark Aucker	1986	5

CAREER	Name	Years	No.
1.	Jeff Nixon	1975-78	23
2.	Scott Burton	1991-94	16
3.	Justin Rogers	2007-10	12
	Winston October	1995-98	12
	Taylor Lackey	1982-85	12
6.	Maurice Glenn	1991-94	11
	Brian Jordan	1986-88	11
8.	Patrick Weldon	2007-10	10
	Bob Loprete	1971-73	10
	Ray Easterling	1969-71	10

## Longest Interception Return

Name	Date	No.	Opponent	
1. Tom Theodose	11/5/55	95	Davidson	
2. Michael Ireland	10/24/09	91	Massachusetts	
3. Wayne Tosh	10/24/70	83	East Carolina	
4. J.M. Stoneburner	11/3/45	81	Oceanair Air Base	
5. Bob Loprete	10/21/72	80	at Furman	
6. Bob Longacre	9/18/43	72	Richmond Air Base	
7. Hobson Snead	10/1/21	70	Catholic	
8. Joe Stromick	10/3/64	67	at So. Mississippi	
9. John Gavlick	10/20/51	65	Davidson	
	Joe DeMotte	10/23/25	65	Randolph-Macon

## Interception Return Yards Gained

Game	95	Tommy Theodose vs. Davidson, 11/5/55
Season	171	Jeff Nixon, 1978
Career	379	Jeff Nixon, 1975-78

## Interception Returns For Touchdown

Game	1	Many players
		Last: Justin Williamson (24 yds.), vs. Rhode Island, 11/3/12
Season	2	Justin Rogers, 2008
		Derek Hatcher, 2008
		Jeff Nixon, 1978
		Ray Easterling, 1970
		Buddy Davis, 1958
		Marion Timberlake, 1946
		Victor Chaltain, 1931
		Hobson Snead, 1921
Career	3	Justin Rogers, 2007-10
	2	Derek Hatcher, 2006-09
		Shawn Barber, 1994-97
		Scott Burton, 1991-94
		Jeff Nixon, 1975-78
		Bob Loprete, 1971-73
		Ray Easterling, 1969-71
		Buddy Davis, 1955-58
		Marion Timberlake, 1946
		Victor Chaltain, 1931-33
		Hobson Snead, 1919-22

## Tackles

SEASON	Name	Year	No.
1.	Larry Braun	1978	186
2.	Eric Johnson	1991	179
3.	Eric Johnson	1990	173
	Eric Johnson	1992	173
5.	James Smith	1990	150
6.	Damon Miller	1986	145
7.	Troy Gray	1986	144
8.	Darius McMillan	2011	133
	Larry Braun	1979	133
10.	Adam Goloboski	2005	131
	Ray Geoffroy	1994	131

CAREER	Name	Years	No.
1.	Eric Johnson	1989-92	643
2.	Eric McBride	2007-10	446
3.	Larry Braun	1977-80	429
4.	Maurice Glenn	1991-94	424
5.	Adam Goloboski	2003-06	406
6.	Lamont Neal	1994-97	401
7.	Troy Gray	1982-84	389
8.	Damon Miller	1984-86	353
9.	Jeff Edmiston	1991-94	340
	Cary Goodwin	1994-97	340

## Sacks

SEASON	Name	Year	No.
1.	Marc Megna	1997	14.0
2.	Marc Megna	1998	13.0
3.	Lawrence Sidbury Jr.	2008	11.5
4.	Sherman Logan	2005	11.0
5.	Steve Boyer	2002	10.0
6.	Jon Wilfong	2001	9.5
7.	Tracy Parker	1991	9.0
8.	Tom Coles	1987	8.0
	Tom Coles	1988	8.0
	Edmond Mintah	1994	8.0
	Steve Quander	1997	8.0
	Justin Oravitz	1997	8.0

CAREER	Name	Years	No.
1.	Marc Megna	1994-98	32.0
2.	Steve Quander	1994-97	25.0
3.	Tom Coles	1986-88	24.5
4.	Lawrence Sidbury Jr.	2004-08	20.0
	Sherman Logan	2003-08	20.0
	Shawn Barber	1994-97	20.0
	Justin Oravetz	1995-97	20.0
8.	Jonathan Wilfong	1997-01	19.5
9.	Martin Parker	2007-10	19.0
10.	Josh Spraker	1997-01	16.5

## DEFENSIVE TEAM RECORDS

### Fewest Points Allowed

Season	20	1939
--------	----	------

### Fewest Touchdowns Allowed

Season	3	1939
--------	---	------

### Most Shutouts of Opponents

Season	7	1939
--------	---	------

### Fewest First Downs Allowed

Game	3	Delaware, 11/15/08
		Furman, 11/8/69
Season	105	1962

### Fewest Total Offense Yards Allowed

Game	53	Delaware, 11/15/08
Season	1,569	1954
Per Game	174.3	1954

### Fewest Rushing First Downs Allowed

Game	1	Delaware, 11/15/08
		Furman, 11/8/69
Season	56	2001

### Fewest Rushing Yards Allowed

Game	-27	at James Madison, 10/25/97
Season	958	2001
Per Game	79.0	2009

### Fewest Passing First Downs Allowed

Game	0	Georgetown, 10/25/08
		at VMI, 10/4/08
		at Virginia Tech, 9/27/75
Season	31	1958

### Fewest Passing Yards Allowed

Game	-2	at Northeast Louisiana, 10/27/73
Season	363	1953
Per Game	40.3	1953

### Most Interceptions

Game	8	at Hampden-Sydney, 10/8/38
Season	29	2008

### Most Interception Return Yards

Game	133	Cincinnati, 9/30/78
Season	475	2008

### Most Interception Returns For TD

Game	2	Towson, 9/13/08
		at Boston University, 9/28/96
		Cincinnati, 9/30/78
Season	4	2008
		1946

### Most Opponent Fumbles

Game	11	vs. East Carolina, 10/21/78
Season	44	1978



# TEAM RECORDS

## Scoring

GAME	Opponent	Date	TD	EP1	EP2	FG	Tot	Score
1.	Randolph-Macon	11/24/17	12	8	0	0	80	80-0
2.	Norfolk Marines	10/13/43	11	8	0	0	74	74-7
3.	Randolph-Macon	11/25/20	9	8	0	0	62	62-7
4.	VMI	9/16/06	8	8	0	0	58	58-7
5.	at VMI	10/4/08	8	8	0	0	56	56-16
	VMI	9/20/97	8	6	1	0	56	56-3
7.	Boston University	10/4/86	8	6	1	0	56	56-15
8.	Colgate	11/3/84	7	7	0	2	55	55-24
9.	Massachusetts	9/19/87	7	7	0	1	52	52-51
10.	Cincinnati	9/30/78	7	6	0	1	51	51-28
	VMI	9/2/95	7	6	0	1	51	51-28

SEASON	Year	G	TD	EP1	EP2	FG	SF	Tot	Avg
1.	2008	16	64	62	0	0	0	506	31.6
2.	2007	14	63	58	4	15	0	489	34.9
3.	2009	13	47	44	2	13	1	389	29.9
4.	2012	11	47	38	0	15	0	365	33.2
4.	2005	13	44	37	0	16	0	349	26.8
5.	1992	11	46	24	5	8	1	338	30.7
6.	1984	10	39	32	1	12	1	306	30.6
7.	1973	10	41	36	2	4	0	298	29.8
8.	1998	11	41	34	2	4	1	298	27.1
9.	1985	11	38	33	0	10	0	291	26.5
10.	1999	11	37	26	1	9	0	279	25.4

## Total Offense

GAME	Opponent	Date	Run	Pass	Yds
1.	at Northeastern	9/8/07	443	199	642
2.	at Bucknell	9/22/07	405	207	612
3.	James Madison	9/12/92	272	313	585
4.	VMI	11/5/05	273	300	573
5.	at Massachusetts	10/13/84	263	299	562
6.	VMI	9/16/06	367	193	560
7.	vs. Ohio	12/27/68	109	447	556
8.	vs. VMI	9/26/09	154	394	548
9.	Hofstra	10/22/05	171	376	547
10.	at New Hampshire	10/13/12	233	311	544

SEASON	Year	G	Run	Pass	Yds
1.	2008	16	2,992	2,877	5,869
2.	2007	14	3,284	2,391	5,675
3.	2005	13	2,465	2,492	4,957
4.	1992	11	1,944	2,817	4,761
5.	2009	13	2,065	2,532	4,597
6.	2012	11	1,547	2,983	4,530
7.	1984	10	2,179	2,210	4,389
8.	1986	11	1,740	2,545	4,285
9.	1985	11	1,922	2,348	4,270
10.	1998	11	2,676	1,396	4,072

## Passes Attempted

GAME	Name	Date	Att
1.	vs. Ohio	12/27/68	58
2.	at New Hampshire	10/13/12	57
3.	VMI	10/25/41	53
4.	Massachusetts	10/29/11	52
5.	New Hampshire	9/24/11	50
	at Villanova	11/4/06	50
	Hofstra	10/22/05	50
8.	Mississippi State	9/20/69	47
	at West Virginia	11/15/69	47
	at Rutgers	10/26/85	47

SEASON	Year	G	Att	Avg
1.	2012	11	441	40.1
2.	2011	11	410	37.3
3.	2005	13	378	29.1
4.	1969	10	373	37.3
5.	2008	16	371	23.2
6.	2007	14	365	26.1
7.	1986	11	357	33.5
8.	2009	13	354	27.2
9.	2003	11	336	30.5
10.	2004	11	333	30.3

## Passes Completed

GAME	Opponent	Date	No
1.	vs. Ohio	12/27/68	39
2.	New Hampshire	9/24/11	35
3.	at Villanova	11/4/06	34
4.	at New Hampshire	10/13/12	32
	Maine	10/22/11	32
	Hofstra	10/22/05	32
7.	at Towson	10/8/11	31
8.	at William & Mary	11/17/12	29
	at Rutgers	10/26/85	29
10.	Massachusetts	10/29/11	28
	VMI	9/26/09	28
	at Northern Iowa	12/13/08	28

SEASON	Year	G	No	Avg
1.	2012	11	274	24.9
2.	2011	11	256	23.3
3.	2008	16	234	14.6
4.	2007	14	218	15.6
5.	2009	13	216	16.6
6.	2005	13	201	15.5
7.	1986	11	200	18.2
8.	2004	11	193	17.5
9.	1985	11	191	17.3
10.	2006	11	187	17.0
	2003	11	187	17.0

## Passing Yardage

GAME	Opponent	Date	Att	Cmp	Yds	TDs
1.	vs. Ohio	12/27/68	58	39	447	4
2.	at Villanova	11/4/06	34	50	425	2
3.	VMI	9/26/09	39	28	394	3
4.	at Massachusetts	9/13/86	41	17	389	2
5.	at So. Mississippi	11/16/68	39	22	387	3
6.	Hofstra	10/22/05	50	32	376	4
7.	at Mississippi State	9/20/69	47	26	373	0
8.	at Towson	10/8/11	35	31	353	2
9.	New Hampshire	9/24/11	50	35	351	2
10.	Old Dominion	9/29/12	45	28	348	2

SEASON	Year	G	Att	Cmp	Int	Pct	Yds	Avg	Tds
1.	2012	11	274	441	4	.62.1	2,983	271.2	18
2.	2008	16	371	234	7	.631	2,877	179.8	18
3.	2011	11	410	256	14	.624	2,822	256.5	17
4.	1992	11	286	171	12	.598	2,817	256.1	19
5.	1969	10	373	185	16	.496	2,651	265.1	23
6.	1986	11	357	200	20	.560	2,545	231.4	20
7.	2009	13	354	216	13	.610	2,532	194.8	16
8.	2005	13	378	201	14	.723	2,492	191.7	16
9.	2007	14	365	218	12	.597	2,391	170.8	18
10.	1985	11	313	191	18	.610	2,348	213.5	19

## Rushes

GAME	Opponent	Date	No
1.	East Carolina	11/17/56	88
2.	James Madison	10/13/01	80
3.	Hampden-Sydney	10/27/34	79
4.	The Citadel	10/12/56	78
5.	at Villanova	10/28/00	77

SEASON	Year	G	No	Avg
1.	2008	16	670	41.9
2.	2000	11	669	60.8
3.	2001	11	637	57.9
4.	1996	11	608	55.2
5.	1978	11	601	54.6
6.	1995	11	590	53.6
7.	2007	14	589	42.1
8.	1975	11	588	53.3
9.	1976	11	566	51.5
10.	1992	11	558	50.7

## Rushing Yards

GAME	Opponent	Date	Yds	TD
1.	at Northeastern	9/8/07	443	6
2.	at Villanova	10/28/00	430	4
3.	at Bucknell	9/22/07	405	6
4.	Randolph-Macon	9/21/46	400	5
	Hampden-Sydney	9/24/54	400	3
6.	Randolph-Macon	9/20/47	398	4
7.	at UMass	11/23/21	386	4
8.	at Arkansas State	9/30/00	382	4
9.	Randolph-Macon	9/21/56	376	6
10.	at VMI	10/29/83	373	3

## SEASON

Year	G	Att	Yds	YPC	YPG	TD	
1.	2007	14	589	3,284	5.6	234.6	39
2.	2008	16	670	2,992	4.5	187.0	40
3.	2000	11	669	2,932	4.4	266.5	22
4.	2001	11	637	2,748	4.3	249.8	20
5.	1998	11	553	2,676	4.8	243.3	26
6.	2005	13	540	2,465	4.6	189.6	26
7.	1981	11	552	2,329	4.2	211.7	17
8.	1995	11	590	2,315	3.9	210.5	19
9.	2002	11	555	2,185	3.9	198.6	16
10.	1987	11	554	2,180	3.9	198.2	19

## First Downs

GAME	Opponent	Date	Run	Pass	Pen	Tot
1.	Hofstra	10/22/05	13	19	3	35
2.	vs. Ohio	12/27/68	8	24	0	32
	James Madison	11/5/83	17	14	1	32
4.	at Rhode Island	12/1/84	17	13	1	31
	New Hampshire	10/10/92	10	16	5	31
6.	at New Hampshire	10/13/12	9	17	3	29
	VMI	9/26/09	8	20	1	29
	VMI	11/5/05	15	13	1	29
	at William & Mary	11/17/73	19	8	2	29
	at Virginia Tech	9/7/85	14	13	2	29

## SEASON

Year	G	Run	Rec	Pen	Tot	Avg	
1.	2008	16	166	125	18	309	19.3
2.	2007	14	156	121	8	285	20.4
3.	2005	13	138	114	14	266	20.5
4.	2009	13	131	116	12	259	19.9
5.	1992	11	118	114	18	250	22.7
6.	2012	11	80	147	16	243	22.1
7.	1985	11	102	112	21	235	21.4
8.	1984	10	113	102	13	228	22.8
9.	1981	11	124	86	14	224	20.4
10.	2003	11	95	104	19	218	19.8

## Rushing First Downs

GAME	Opponent	Date	No
1.	East Carolina	11/17/56	24
2.	Hampden-Sydney	10/27/34	22
	The Citadel	11/3/73	22
4.	at Villanova	10/28/00	21
	Cincinnati	11/1/80	21
6.	at Massachusetts	11/23/01	19
	at James Madison	10/13/01	19
	at William & Mary	11/17/73	19

## SEASON

Year	G	No	Avg	
1.	2008	16	166	10.4
2.	2007	14	156	11.1
	2000	11	156	14.2
4.	2001	11	147	13.4
5.	2005	13	138	10.6
6.	2009	13	131	10.1
	1998	12	131	10.9
8.	1981	11	124	11.3
9.	1995	11	118	10.7
	1992	11	118	10.7

## Passing First Downs

GAME	Opponent	Date	No
1.	vs. Ohio	12/27/68	24
2.	New Hampshire	9/24/11	20
	VMI	9/26/09	20
4.			



# BOWL GAMES

## 1968 Tangerine Bowl

**Richmond 49, Ohio 42**

December 28, 1968

Tangerine Bowl (16,114) • Orlando, Fla.

**ORLANDO, Fla.** - Richmond entered the 1968 Tangerine Bowl as decided underdog to 17th-ranked Ohio University, one of three major unbeaten and untied football teams in the nation. But, as the Bobcats would soon learn, sometimes the worst bite is that of an upset-minded Spider.

Quarterback Buster O'Brien threw for a school-record 447 yards on 38-of-58 passing, split end Walker Gillette reeled in 20 passes for 242 yards and safety Jimmy Altis grabbed one interception and recovered two fumbles in leading Richmond to a 49-42 win at Orlando, Fla.

"It is the biggest thing I have ever been associated with," Spider head coach Frank Jones said. "I know it is the biggest athletic victory for the University of Richmond."

Ohio took the early lead when quarterback Cleve Brown fired a 48-yard touchdown strike to Todd Snyder, the first of three scores for the fleet receiver. Richmond knotted the score on O'Brien's scoring pass to Jim Livesay. Minutes later, O'Brien scored on a 31-yard touchdown run, putting the Spiders in front for good.

"I've played football a long time, but this is the greatest," O'Brien said after the game. "It's something we've been working on since spring practice."

### SCORING SUMMARY

	1	2	3	4	Final
<b>Richmond</b>	7	21	14	7	49
Ohio	7	14	13	8	42

- 10:51 (1st) OU - Snyder 49 yd pass from Bryant (Pataki kick)
- 02:51 (1st) UR - Livesay 24 yd pass from O'Brien (Dussault kick)
- 12:59 (2nd) UR - O'Brien 31 yd run (Dussault kick)
- 10:37 (2nd) OU - Bryant 7 yd run (Pataki kick)
- 08:39 (2nd) UR - Kellum 1 yd run (Dussault kick)
- 04:50 (2nd) UR - Gillette 5 yd pass from O'Brien (Dussault kick)
- 00:33 (2nd) OU - Snyder 3 yd pass from Bryant (Pataki kick)
- 10:22 (3rd) OU - Snyder 45 yd pass from Bryant (Pataki kick)
- 04:06 (3rd) UR - Kellum 4 yd run (Dussault kick)
- 01:30 (3rd) UR - Crenshaw 12 yd pass from O'Brien (Dussault kick)  
OU - LeVeck 2 yd run (run failed)
- 05:29 (4th) UR - Livesay 15 yd pass from O'Brien (Dussault kick)
- 01:33 (4th) OU - Houmard 3 yd pass from Bryant (LeVeck run)

### INDIVIDUAL STATISTICS

#### RICHMOND

Rushing (Att-Yds): Kellum 15-36, O'Brien 7-39, Crenshaw 4-19, Morris 2-7, Olejack 2-4, Mauro 2-4  
Passing (Comp-Att-Int-Yds): O'Brien 39-58-1-447-4TD  
Receiving (Rec-Yds): Gillette 20-242, Livesay 10-127, Crenshaw 4-31, Olejack 2-28, England 1-10, Kellum 1-9, Morris 1-0

#### OHIO

Rushing (Att-Yds): LeVeck 20-85, Bryant 17-74, Houmard 5-19, Mitchell 1-(-2)  
Passing (Comp-Att-Int-Yds): Bryant 17-33-2-223-4TD, LeVeck 1-1-0-46  
Receiving (Rec-Yds): Snyder 11-214, Swindell 3-28, LeVeck 2-33, Houmard 2-14



Jim Livesay caught 10 passes for 127 yards and scored two touchdowns in the Spiders' 49-42 win in the 1968 Tangerine Bowl.

## 1971 Tangerine Bowl

**Toledo 28, Richmond 3**

December 28, 1971

Tangerine Bowl (16,750) • Orlando, Fla.

**ORLANDO, Fla.** - By beating William & Mary 21-19, the Spiders won the Southern Conference Championship and an automatic bid to the Tangerine Bowl, where Richmond met the undefeated and highly-ranked University of Toledo Rockets. The Rockets brought a 34-game winning streak into the contest. Barty Smith represented the Spiders' offense on the day with 10 carries for 51 yards. Richmond was overwhelmed by the tenacious Rocket defense which allowed Spider quarterback Ken Nichols just two completions and forced two interceptions and one fumble in a 28-3 defeat.

Richmond grabbed the lead with a 27-yard field goal by Keith Clark midway through the first quarter. Toledo took the lead for good early in the second quarter when All-America defensive end Mel Long recovered Nichols' fumble in the end zone. The Rockets scored once more before halftime and twice in the fourth quarter to win their 35th consecutive game. Toledo out-gained the Spiders on offense 395 to 138 in total yards.

### SCORING SUMMARY

	1	2	3	4	Final
<b>Richmond</b>	3	0	0	0	3
Toledo	0	14	0	14	28

- 06:50 (1st) UR - Keith Clark 27 yd field goal
- (2nd) UT - Mel Long fumble recovery in end zone (Keim kick)
- (2nd) UT - Schwartz 1 yd run (Keim kick)
- (4th) UT - Ealey 1 yd run (Keim kick)
- (4th) UT - Schwartz 3 yd run (Keim kick)


### INDIVIDUAL STATISTICS

#### RICHMOND

Rushing (Att-Yds): Meyers 13-32, Smith 10-51, Nichols 8-14, Edwards 4-17  
Passing (Comp-Att-Int-Yds): Nichols 2-11-2-24  
Receiving (Rec-Yds): Popovich 1-12, Smith 1-12

#### TOLEDO

Rushing (Att-Yds): Schwartz 20-51, Ealey 12-38, Moorman 4-48, Keim 6-30  
Passing (Comp-Att-Int-Yds): Ealey 14-23-0-176, Arthur 1-1-0-13  
Receiving (Rec-Yds): Fair 8-100, Baker 2-37, Calabrese 2-29, Schwartz 2-18, Downey 1-5



Barty Smith rushed for 51 yards on 10 carries and caught one pass for 12 yards in Richmond's 28-3 loss to Toledo in the 1971 Tangerine Bowl.



# NCAA PLAYOFF GAMES

## 1984 I-AA First Round

### #12 Richmond 35, Boston U. 33

November 24, 1984

UR Stadium (11,236) • Richmond, Va.

**RICHMOND, Va.** - This first round Division I-AA playoff game was a great offensive show for both teams. Richmond gained a total of 430 yards, 205 rushing and 225 passing. Boston University totaled 374 yards with 196 of them on the ground and 178 in the air. Richmond's Greg Grooms and David Bayer each scored two touchdowns, while each gained more than 100 total yards. Boston U's Paul Lewis scored two touchdowns while rushing for 156 yards, and Bill Brooks scored three fourth-quarter touchdowns and totaled 112 yards receiving.

Boston got on the board first with an 11-yard run by Lewis with 6:05 remaining in the opening quarter. Lewis was the key to the drive, rushing four times for 65 yards. Richmond answered with its own touchdown at the 41-second mark. Bob Bleier hooked up with Grooms for a 21-yard scoring pass. The big play was a 56-yard pass to Leland Melvin.

Richmond took the lead for good on its next possession. Grooms scored again on a six-yard run at 8:43 of the second quarter. The drive was 12 plays for 65 yards. The Spiders scored again on their third consecutive drive when Bayer ran it in from nine yards out. This score resulted from a Spider reception by Don Miller. The drive accumulated 44 yards on six plays at the 5:24 mark of the second quarter. The Spiders survived a late comeback effort by the Terriers to advance to the second round.

#### SCORING SUMMARY

	1	2	3	4	Final
Boston	7	7	0	19	33
#12 Richmond	7	14	0	14	35

- 06:05 (1st) BU - Paul Lewis 11 yd run (Green kick)
- 00:41 (1st) UR - Greg Grooms 21 yd pass from Bleier (Toibin kick)
- 08:43 (2nd) UR - Greg Grooms 6 yd run (Toibin kick)
- 05:21 (2nd) UR - David Bayer 9 yd run (Toibin kick)
- 02:15 (2nd) BU - Paul Lewis 4 yd run (Green kick)
- 13:30 (4th) UR - David Bayer 8 yd run (Toibin kick)
- 10:41 (4th) UR - James Church 27 yd pass from Bleier (Toibin kick)
- 08:57 (4th) BU - Bill Brooks 34 yd pass from Mancini (kick failed)
- 05:39 (4th) BU - Bill Brooks 18 yd pass from Mancini (run failed)
- 02:11 (4th) BU - Bill Brooks 4 yd pass from Mancini (Green kick)

#### INDIVIDUAL STATISTICS

##### RICHMOND

Rushing (Att-Yds): Grooms 21-109, Bayer 14-67, Holly 2-9, Bleier 3-2, Bensley 1-6, Melvin 1-12  
Passing (Comp-Att-Int-Yds): Bleier 15-31-1-225  
Receiving (Rec-Yds): Melvin 6-120, Grooms 5-46, Henry 3-32, Church 1-27

##### BOSTON

Rushing (Att-Yds): Lewis 25-156, Pettus 9-41, Mancini 3-(-10), Wilcox 2-5, Graham 2-3  
Passing (Comp-Att-Int-Yds): Mancini 14-37-1-178  
Receiving (Rec-Yds): Brooks 7-112, Gadbois 4-48, Bleskoski 1-8, Lewis 1-5, Pettus 1-5



Bob Bleier completed 15 of 31 passes for 225 yards and two touchdowns as the Spiders topped Boston University in their first-ever appearance in the NCAA I-AA Playoffs.

## 1984 I-AA Quarterfinals

### Rhode Island 23, #12 Richmond 17

December 1, 1984

Meade Stadium (10,446) • Kingston, R.I.

**KINGSTON, R.I.** - This Division I-AA quarterfinal playoff game was similar to Richmond's first round game in that it was an offensive battle. The two teams combined for almost 900 total yards. Richmond gained 491 and Rhode Island 402. The Spiders passed for 278 yards and rushed for 213. The story for Rhode Island was Tom Ehrhardt passing for 389 yards and three touchdowns. The most critical aspect of the game was the Spiders missing three first-half field goal attempts.

Richmond opened the scoring by converting a 25-yard field goal by Brendan Toibin with :53 remaining in the opening period. Rhode Island answered quickly on its next possession. Bob Donfield caught a two-yard pass from Ehrhardt at the 11:28 mark of the second quarter. Ehrhardt was the key, completing all eight attempts for 57 of the 58 yards the drive consumed.

The Spiders came back to take a 10-7 lead by scoring on a 12-yard pass from Bob Bleier to Leland Melvin with 4:15 left in the first half. Once again, the Rams came right back. This time Ehrhardt threw a two-yard touchdown pass to Dameon Reilly with 1:07 left in the half. The drive went 70 yards on nine plays to make the halftime score 14-10 Rhode Island.

The Rams held a 23-10 lead heading into the fourth quarter when the Spiders tightened the game at 23-17. David Bayer scored from one yard out to cap a 10-yard play, 68-yard drive. Richmond could not muster another scoring drive. The game ended with the Rams advancing to the semifinals.

#### SCORING SUMMARY

	1	2	3	4	Final
#12 Richmond	3	7	0	7	17
Rhode Island	0	14	9	0	23

- 00:53 (2nd) UR - Brendan Toibin 25 yard field goal
- 11:28 (2nd) URI - Bob Donfield 2 yd pass from Ehrhardt (Stringfellow kick)
- 04:15 (2nd) UR - Leland Melvin 12 yd pass from Bleier (Toibin kick)
- 01:07 (2nd) URI - Dameon Reilly 2 yd pass from Ehrhardt (Stringfellow kick)
- 09:50 (3rd) URI - Brian Forster 25 yd pass from Ehrhardt (kick failed)
- 03:21 (3rd) URI - Paul Stringfellow 26 yd field goal
- 03:31 (4th) UR - David Bayer 1 yd run (Toibin kick)


#### INDIVIDUAL STATISTICS

##### RICHMOND

Rushing (Att-Yds): Bayer 32-139, Grooms 21-82, Bleier 5-2, Bensley 1-1, Kees 2-(-11)  
Passing (Comp-Att-Int-Yds): Bleier 21-37-2-265, Kees 1-3-0-13, Melvin 0-1-0-0  
Receiving (Rec-Yds): Melvin 10-132, Grooms 4-28, Shields 3-60, Church 3-42, Henry 2-16

##### RHODE ISLAND

Rushing (Att-Yds): Ehrhardt 4-8, Kelley 6-4, Sanders 1-1  
Passing (Comp-Att-Int-Yds): Ehrhardt 34-53-1-389  
Receiving (Rec-Yds): Forster 18-252, Reilly 4-47, Donfield 3-27, Kelley 3-26, Sanders 3-21, Civitella 3-16



Leland Melvin, now a NASA astronaut, caught 10 passes for 132 yards and scored one TD as Richmond fell to Rhode Island, 23-17, in its first-ever NCAA Quarterfinal game.



# NCAA PLAYOFF GAMES



## 1987 I-AA First Round

### Appalachian State 20, #17 Richmond 3

November 28, 1987

Conrad Stadium (4,138) • Boone, N.C.

**BOONE, N.C.** - The first round match-up between Richmond and Appalachian State was played in cold and rainy conditions. The game itself was closer than the score shows. The offensive statistics show Richmond having the better part of the game. The total net yards were Richmond 262 and Appalachian State 193.

The story of the game was turnovers. Richmond lost four fumbles, one interception and had a punt blocked, leading to ASU's first 13 points. ASU threw no interceptions and lost two fumbles, one that led to the Spiders' only three points.

Appalachian State scored first, converting a 32-yard field goal by Bjorn Nittmo with 8:31 remaining in the opening quarter. The drive only gained three yards on four plays, but benefited from great field position. ASU's defense blocked a Richmond punt and recovered it on the Spiders' 17-yard line.

Richmond answered at the 1:59 mark with a 41-yard field goal by Rob Courter. This score came after an ASU fumble was recovered by Jack Henrietta for the Spiders.

Appalachian State took the lead for good at the 8:45 mark of the second quarter when Tim Sanders scored from five yards out. The decisive score capped a three-play, 30-yard drive.

#### SCORING SUMMARY

	1	2	3	4	Final
#17 Richmond	3	0	0	0	3
Appalachian State	3	10	0	7	20

- 08:31 (1st) ASU - Bjorn Nittmo 32 yd field goal
- 01:59 (1st) UR - Rob Courter 41 yd field goal
- 08:45 (2nd) ASU - Tim Sanders 5 yd run (Nittmo kick)
- 06:30 (2nd) ASU - Bjorn Nittmo 27 yd field goal
- 07:10 (4th) ASU - Doug Beaty 1 yd run (Nittmo kick)

#### INDIVIDUAL STATISTICS

##### RICHMOND

Rushing (Att-Yds): Matthews 29-93, Morgan 7-27, Grier 2-1, Neuhoff 2-(-30), Hawley 1-(-15), Yalfa 1-3, Robinson 2-8, Snead 1-1  
 Passing (Comp-Att-Int-Yds): Grier 6-13-0-54, Neuhoff 5-7-1-48, Snead 2-6-0-72  
 Receiving (Rec-Yds): Ealey 5-82, Matthews 4-14, Hargrove 2-66, Cerick 2-12

##### APPALACHIAN STATE

Rushing (Att-Yds): Melchor 6-10, Fuller 4-2, Sanders 5-5, Beaty 25-94, Dawson 3-15, Armstrong 3-9  
 Passing (Comp-Att-Int-Yds): Fuller 6-14-0-51, Payton 1-1-0-7  
 Receiving (Rec-Yds): Melchor 3-13, Wesley 1-8, Beaty 1-23, Young 1-7, Briggs 1-7



Erwin Matthews rushed for 93 yards on 29 carries and caught four passes for 14 yards in Richmond's 20-3 loss to Appalachian State in the 1987 NCAA I-AA First Round.

## 1998 I-AA First Round

### #14 Lehigh 24, #5 Richmond 23

November 29, 1998

UR Stadium (10,254) • Richmond, Va.

**RICHMOND, Va.** - Riding the momentum of a nine-game winning streak and making its first postseason appearance since 1987, the third-seeded Spiders dropped a 24-23 decision to No. 14 seed and undefeated Lehigh in first round action.

The Spiders jumped out to an early 14-0 advantage after a pair of 70-yard scoring drives. Tailback Jasper Pendergrass put the Spiders on the board first, barreling to a 19-yard touchdown run in the first quarter. Quarterback Jimmie Miles extended Richmond's advantage, finding the end zone on a four-yard run in the early stages of the second quarter. Miles was one of the Spiders' most effective offensive weapons on the day, rushing for 80 yards on 24 carries.

Lehigh narrowed the Spiders' advantage to 14-7 after fullback Jeff Snyder scored from six yards out. The two teams went to halftime tied at 14-14 when Mountain Hawks quarterback Phil Stambaugh connected with Rick Moore on a 45-yard scoring play at the 5:32 mark.

A 25-yard scoring run by Lehigh running back Ronald Jean gave the Mountain Hawks a 21-14 lead to open the fourth quarter. Richmond responded with a Jeff Falkowski 38-yard field goal with 1:53 showing on the clock. The Spiders took a 23-21 lead after Pendergrass burst to paydirt with 1:18 remaining in the game.

After Richmond's PAT failed, Lehigh continued to employ a short passing game that had been effective all day to march into Spiders' territory. The Mountain Hawks converted a crucial fourth and three play on Richmond's 45-yard line. Two plays later, Lehigh kicker Jaron Taaffe connected on a 30-yard game-winning field goal with three seconds to go.

#### SCORING SUMMARY

	1	2	3	4	Final
#14 Lehigh	0	14	0	10	24
#5 Richmond	7	7	0	9	23

- 09:48 (1st) UR - Jasper Pendergrass 19 yd run (Falkowski kick)
- 11:24 (2nd) UR - Jimmie Miles 4 yd run (Falkowski kick)
- 09:19 (2nd) LU - Brett Snyder 6 yd run (Taaffe kick)
- 05:32 (2nd) LU - Moore 45 yd pass from Phil Stambaugh (Taaffe kick)
- 13:23 (4th) LU - Ron Jean 25 yd run (Taaffe kick)
- 07:53 (4th) UR - Jeff Falkowski 38 yd field goal
- 01:18 (4th) UR - Jasper Pendergrass 5 yd run (kick failed)
- 00:03 (4th) LU - Jaron Taaffe 30 yd field goal

#### INDIVIDUAL STATISTICS

##### RICHMOND

Rushing (Att-Yds): Pendergrass 28-152, Miles 24-111, Snider 5-33, Turner 6-13, Jones 1-4  
 Passing (Comp-Att-Int-Yds): Miles 8-15-0-98  
 Receiving (Rec-Yds): Moore 5-56, Jones 2-33, Pendergrass 1-9

##### LEHIGH

Rushing (Att-Yds): Jean 17-92, Snyder 3-12, Stambaugh 6-4  
 Passing (Comp-Att-Int-Yds): Stambaugh 26-37-0-281, Braswell 1-1-0-27  
 Receiving (Rec-Yds): Braswell 8-108, Moore 5-82, Fedorcha 5-39, Jean 4-32, Falzone 2-11, Stambaugh 1-27, Snyder 1-6, Person 1-3



Jimmie Miles rushed for 111 yards and a touchdown on 24 carries, while throwing for 98 yards (8-of-15), in the Spiders' 24-23 loss to Lehigh in the 1998 NCAA I-AA First Round.



# NCAA PLAYOFF GAMES

## 2000 I-AA First Round

### #6 Richmond 10, #9 Youngstown State 3

November 25, 2000

UR Stadium (5,484) • Richmond, Va.

**RICHMOND, Va.** - Sophomore Doug Kirchner nailed a 24-yard field goal that tied the game with 2:47 left and junior cornerback Jason Hill returned an interception 44 yards for a touchdown with 1:22 remaining to give the Spiders a 10-3 victory over the Youngstown State Penguins in the first round of the NCAA I-AA Playoffs at UR Stadium.

On a cold, wet afternoon, the teams played a scoreless first half. Freshman Jake Stewart missed a pair of field goals for the Penguins that could have put them on the scoreboard first. He missed a 37-yarder early in the first quarter and a 41-yard attempt on the final play of the second period. Youngstown State moved to the Richmond seven on its first possession of the third quarter, with 58 yards coming on a pass from junior quarterback Jeff Ryan to junior wideout Sean Guerriero. That aerial set up a 24-yard field goal by Stewart that put the Penguins on top 3-0.

Later in the third period, the Spiders moved to the Youngstown State 21, but Kirchner missed a 38-yard field goal. Richmond put together its most impressive drive of the afternoon in the fourth quarter. The Spiders moved 71 yards in 18 plays in 9:24, advancing to the Youngstown State seven, where Kirchner hit a 24-yard field goal with 2:47 remaining to tie the game at 3-3. On the ensuing possession, the Penguins picked up a first down and moved to their own 37, where Ryan was picked off by Hill at the Youngstown State 44. Hill took the ball down the sideline to the end zone to put Richmond in front 10-3 with 1:22 left.

Senior cornerback Harold Hill, older brother of Jason, intercepted Ryan with 0:41 remaining to secure the win for the Spiders. Richmond's defense held the Penguins to 94 yards rushing, 95 yards passing, 189 yards of total offense and eight first downs.

#### SCORING SUMMARY

	1	2	3	4	Final
#9 Youngstown State	0	0	3	0	3
#6 Richmond	0	0	0	10	10

09:50 (3rd) YSU - Stewart 24 yd field goal  
 02:47 (4th) UR - Kirchner 24 yd field goal  
 01:22 (4th) UR - J. Hill 44 yd interception return (Kirchner kick)

#### INDIVIDUAL STATISTICS

##### RICHMOND

Rushing (Att-Yds): Wills 14-77, Turner 10-34, Fulton 7-27, Diggs 5-17, Gustus 2-15, Purnell 10-11, Tolhurst 1-3, team 2-(-4)  
 Passing (Comp-Att-Int-Yds): Wills 7-4-0-21  
 Receiving (Rec-Yds): Fulton 2-13, Ouden 1-4, Tolhurst 1-4

##### YOUNGSTOWN STATE

Rushing (Att-Yds): Ryan 21-50, Mays 15-35, Lockhart 4-9, Doby 1-0  
 Passing (Comp-Att-Int-Yds): Ryan 14-7-2-95  
 Receiving (Rec-Yds): Lockhart 3-16, Guerriero 2-63, Burley 2-16



Jason Hill returned a 44-yard interception for a TD with 1:22 left in the fourth quarter against Youngstown State to give the Spiders a 10-3 win in the 2000 NCAA I-AA First Round.

## 2000 I-AA Quarterfinals

### #1 Montana 34, #6 Richmond 20

December 2, 2000

Grizzly Stadium (17,345) • Missoula, Mont.

**MISSOULA, Mont.** - Senior quarterback Drew Miller threw for 381 yards and three touchdowns as the top-ranked Montana Grizzlies defeated the eighth-seeded Richmond Spiders 34-20 in Missoula. The Spiders held Montana on its first drive, but Richmond began its initial possession on its own four. After failing to pick up a first down, the Spiders punted and Montana began on the Richmond 23. After a two-yard pass, junior running back Yo Humphery ran 21 yards for a touchdown. The Spiders were stopped on their second drive, and Miller hit junior Etu Molden with a 10-yard scoring toss to give the Grizzlies a 13-0 lead.

Richmond then put together a 72-yard drive in 11 plays and reached the end zone late in the first quarter on a two-yard run by quarterback Sean Gustus to make the score 13-6. Miller hit senior Jimmy Farris with a pair of touchdown passes in the second quarter (65 and 20 yards) as the Grizzlies took a 27-6 lead. Gustus crossed the goal line from one yard out later in the second period and Montana had a 27-12 lead at intermission.

Following a scoreless third quarter, Humphery has a five-yard touchdown run early in the fourth period to give Montana a 34-12 lead. Gustus scored from eight yards out late in the game to make the final score 34-20.

#### SCORING SUMMARY

	1	2	3	4	Final
#6 Richmond	6	6	0	8	20
#1 Montana	13	14	0	7	34

09:55 (1st) UM - Humphery 21 yd run (Snyder kick)  
 05:06 (1st) UM - Molden 10 yd pass from Miller (kick failed)  
 01:00 (1st) UR - Gustus 2 yd run (kick failed)  
 14:43 (2nd) UM - Farris 65 yd pass from Miller (Snyder kick)  
 10:10 (2nd) UM - Farris 20 yd pass from Miller (Snyder kick)  
 04:19 (2nd) UR - Gustus 1 yd run (kick failed)  
 13:22 (4th) UM - Humphery 5 yd run (Snyder kick)  
 01:26 (4th) UR - Gustus 8 yd run (Purnell run)

#### INDIVIDUAL STATISTICS

##### RICHMOND

Rushing (Att-Yds): Gustus 24-66, Purnell 11-60, Tolhurst 1-51, Fulton 7-35, Diggs 5-23, Turner 10-22  
 Passing (Comp-Att-Int-Yds): Gustus 7-4-0-51  
 Receiving (Rec-Yds): Tolhurst 2-26, Millard 1-21, Purnell 1-4

##### MONTANA

Rushing (Att-Yds): Humphery 20-84, Drinkwater 2-8, Malcom 2-3, Miller 3-(-20)  
 Passing (Comp-Att-Int-Yds): Miller 41-28-1-381, Edwards 1-1-0-10  
 Receiving (Rec-Yds): Molden 9-82, Farris 7-188, Hancock 4-39, Frederick 3-23, Humphery 2-15, Oelkers 2-11, Fitzgerald 1-18, Drinkwater 1-15



Sean Gustus scored three rushing TDs, tallied 66 yards on the ground and completed four passes for 51 yards in the Spiders' 34-20 loss to Montana in the 2000 Quarterfinals.



# NCAA PLAYOFF GAMES

## 2005 I-AA First Round

### #12 Richmond 38, #2 Hampton 10

November 26, 2005

Armstrong Stadium (5,343) • Hampton, Va.

**HAMPTON, Va.** - David Freeman and Tim Hightower each scored a pair of rushing touchdowns and A-10 Defensive Rookie of the Year Sherman Logan registered three sacks as Richmond defeated third-seeded Hampton, 38-10, on Saturday evening in the opening round of the 2005 NCAA I-AA playoffs.

The win marked the first for the Spiders in the I-AA playoffs since, 2000, when it defeated Youngstown State, 10-3. Hampton (11-1) entered the game as the lone unbeaten team in I-AA and boasted a 12-game home winning streak, the third longest in the nation.

After holding Hampton to three-and-out on the opening possession of the game, Richmond junior Ryan Mace's muffed punt was recovered by Jahiri Jones of HU at the Spiders' 29-yard line. On the ensuing play, however, UR senior defensive back Joe Mallory intercepted his second pass of the season inside the five-yard line to keep Hampton off the scoreboard.

When Pirates' placekicker Andrew Paterini missed a 20-yard field goal, Richmond drove 80 yards on 10 plays, capped off by a one-yard scoring run by senior quarterback Stacy Tutt, his 11th of the season, to give the Spiders' a 7-0 lead with 2:58 to play in the opening quarter. Nine of the 10 plays on the drive for Richmond were runs, totaling 69 yards.

Hampton then went 69 yards on nine plays and opened the second quarter with a 44-yard field goal by Paterini to climb within 7-3 at the 14:48 mark.

After a Chris Radford punt, Hampton drove down the Spiders' seven-yard line before Antwan Smith hit Onrea Jones on a slant pass to give the Pirates a 10-7 lead with 7:58 to go in the opening half. Richmond answered right back, however, going 62 yards in 12 plays with senior Joseph Fore's 22-yard field goal at the 2:48 mark tying the score at 10-10.

After Richmond was forced to punt on its opening series of the third quarter, junior Ryan Mace returned a Hampton punt 25 yards to the Spiders' 49-yard line at the 7:52 mark. It marked Mace's longest return of the season. Richmond capitalized on the return by going 51 yards in five plays, with Hightower going in untouched from three yards out to put the Spiders ahead, 17-10, with 6:11 to play in the third quarter. The drive featured several nifty runs by UR senior quarterback Stacy Tutt, who used an assortment of scrambles and designed bootlegs to move Richmond down the field.

The Spiders then followed up Tutt's touchdown by recovering an onside kick, their second successful attempt in as many weeks, to take over possession at the Hampton 37 yard line. UR capitalized just 1:32 later as Freeman barreled in on a two-yard run with 4:39 remaining in the third quarter to give the Spiders a 24-10 advantage.

An eight-yard run by Hightower extended Richmond's lead to 31-10 at the 10:28 mark of the fourth quarter before junior Johnny Campbell's first career interception set up a two-yard scoring run by Freeman with 3:17 remaining in the game. Freeman finished with a game-high 117 yards on 21 carries, while Hightower added 73 yards.

#### SCORING SUMMARY

	1	2	3	4	Final
<b>Richmond (9-3)</b>	7	3	14	14	38
Hampton (11-1)	0	10	0	0	10

02:58 (1st) UR - Stacy Tutt 1 yd run (Joseph Fore kick)  
 14:48 (2nd) HAM - Andrew Paterini 44 yd field goal  
 07:58 (2nd) HAM - Onrea Jones 7 yd pass from Antwan Smith (Andrew Paterini kick)  
 02:48 (2nd) UR - Joseph Fore 22 yd field goal  
 06:11 (3rd) UR - Tim Hightower 3 yd run (Joseph Fore kick)  
 04:39 (3rd) UR - David Freeman 2 yd run (Joseph Fore kick)  
 10:28 (4th) UR - Tim Hightower 8 yd run (Joseph Fore kick)  
 03:17 (4th) UR - David Freeman 2 yd run (Joseph Fore kick)

#### INDIVIDUAL STATISTICS

##### RICHMOND

Rushing (Att-Yds): Freeman 21-117-2TD, Hightower 15-73-2TD, Tutt 15-61-1TD  
 Passing (Comp-Att-Int-Yds): Tutt 12-19-2-102  
 Receiving (Rec-Yds): Shields 6-55, Desriveaux 3-19, Freeman 2-27, Crone 1-1  
 Interceptions (No-Yds): Mallory 1-20, Campbell 1-37

##### HAMPTON

Rushing (Att-Yds): Coleman 14-34, Shepherd 10-34, Smith 9-20, Daniels 6-12  
 Passing (Comp-Att-Int-Yds): Smith 15-27-1-221-1TD, Shepherd 6-8-1-37  
 Receiving (Rec-Yds): Jones 11-192-1TD, Daniels 5-19, McDaniel 3-26, Lomax 1-13, James 1-8  
 Interceptions (No-Yds): Dougan 1-0, Foye 1-7



David Freeman rushed for 117 yards and two touchdowns and caught two passes for 27 yards in the Spiders' 38-10 win over Hampton in the 2005 NCAA I-AA First Round.

## 2005 I-AA Quarterfinals

### #3 Furman 24, #12 Richmond 20

December 3, 2005

UR Stadium (6,603) • Richmond, Va.

**RICHMOND, Va.** - Sophomore fullback Jerome Felton rushed for a pair of touchdowns and Richmond quarterback Stacy Tutt's fourth down pass in Furman territory with just over a minute remaining fell incomplete as the Paladins edged UR, 24-20, in the quarterfinals of the NCAA I-AA playoffs.

Felton rushed for a team-high 92 yards on 20 carries while senior quarterback Ingle Martin passed for 249 yards and a touchdown. Eleven of Martin's 17 completions went to junior wideout Justin Stepp, who finished with 143 receiving yards.

Richmond struck quickly on its opening possession as senior quarterback Stacy Tutt found freshman tight end Joe Stewart for his first career scoring reception just 2:02 into the contest to give the Spiders a 7-0 lead. Richmond's 66-yard drive was highlighted by a 42-yard scamper by Tutt before the senior quarterback found Stewart from 18 yards out.

Furman answered right back as Ingle Martin hooked up with senior running back Daric Carter for an 18-yard touchdown pass with 9:39 remaining the opening quarter. Tutt then engineered a 10-play, 60-yard drive that was capped off with the senior signal caller going into the end zone untouched from four yards out to put Richmond ahead, 14-7, at the 4:09 mark of the first quarter.

The Paladins drove into Spiders' territory at the start of the second quarter and had first-and-goal at the Richmond nine-yard line. However, a 17-yard sack by UR junior defensive tackle Johnny Campbell on third down and a missed field goal by Scott Beckler from 38 yard out kept the score at 14-7.

A two-yard run by Felton at the 6:10 mark of the second quarter knotted the score at 14-14 before Beckler's 36-yard field goal with 1:07 remaining in the half gave Furman a 17-14 advantage as the teams headed to the locker room.

On the opening possession of the third quarter, Furman drove deep into UR territory before a fumble by Felton was recovered by Richmond senior defensive tackle Dan Mangiero at its own 26-yard line. However, the Spiders went three-and-out and the Paladins drove 63 yards in four plays, capped off by a one-yard plunge by Felton, to take a 24-14 lead at the 8:19 mark of the third quarter.

Richmond climbed to within 24-20 with 8:20 left in the fourth quarter as Tutt hit senior tight end Ben Teufel with a 10-yard touchdown pass. The Spiders went 79 yards on 13 plays in 8:20 but UR could not convert the extra-point attempt.

Furman gained possession at its own 26-yard line on its opening series of the fourth quarter. Forced to punt after driving into Richmond territory, the Spiders gained possession at their own 15-yard line with 3:47 remaining in the game.

A 13-yard scramble by Tutt moved Richmond down to the Furman 30-yard line with 1:14 to play. Faced with fourth down and seven following a timeout, the Paladins were whistled for offsides, giving the Spiders a fourth and two with 1:09 on the clock. Tutt scrambled to his left but his pass fell incomplete, securing the Paladins' first appearance in the I-AA semifinals since 2001.

#### SCORING SUMMARY

	1	2	3	4	Final
Furman (11-2)	7	10	7	0	24
<b>Richmond (9-4)</b>	14	0	0	6	20

12:58 (1st) UR - Joe Stewart 15 yd pass from Stacy Tutt (Joseph Fore kick)  
 09:39 (1st) FUR - Daric Carter 18 yd pass from Ingle Martin (Scott Beckler kick)  
 04:09 (1st) UR - Stacy Tutt 4 yd run (Joseph Fore kick)  
 06:10 (2nd) FUR - Jerome Felton 2 yd run (Scott Beckler kick)  
 01:07 (2nd) FUR - Scott Beckler 36 yd field goal  
 08:19 (3rd) FUR - Jerome Felton 1 yd run (Scott Beckler kick)  
 08:20 (4th) UR - Ben Teufel 10 yd pass from Stacy Tutt (Joseph Fore kick)

#### INDIVIDUAL STATISTICS

##### RICHMOND

Rushing (Att-Yds): Tutt 18-102-1TD, Hightower 15-90, Freeman 1-3  
 Passing (Comp-Att-Int-Yds): Tutt 15-30-0-153-2TD  
 Receiving (Rec-Yds): Shields 5-63, Desriveaux 3-33, Stewart 2-29-1TD, Hale 2-16, Hightower 2-2, Teufel 1-10-1TD  
 Interceptions (No-Yds): None

##### FURMAN

Rushing (Att-Yds): Felton 20-92-2TD, Carter 7-46, Gipson 12-37, Mays 3-17, Brigham 1-9, Martin 5-1, TEAM 3-(-8)  
 Passing (Comp-Att-Int-Yds): Martin 17-25-0-249-1TD  
 Receiving (Rec-Yds): Stepp 11-143, Sprague 3-62, Carter 3-44-1TD  
 Interceptions (No-Yds): None



Stacy Tutt threw for 153 yards and two touchdowns and ran for 102 yards and a touchdown in Richmond's 24-20 loss to Furman in the 2005 NCAA I-AA Quarterfinals.



# NCAA PLAYOFF GAMES

## 2007 FCS First Round

### #6 Richmond 31, #9 Eastern Kentucky 14

November 24, 2007

UR Stadium (3,253) • Richmond, Va.

**RICHMOND, Va. --** Tim Hightower rushed for 180 yards and a touchdown and Eric Ward threw for one touchdown and ran for another, leading Richmond past Eastern Kentucky 31-14 in the first round of the football championship subdivision playoffs.

The Spiders (10-2) head to Wofford and make a quarterfinal appearance for the second time since 2005. Eastern Kentucky, outgained 417-288, finished 9-3.

Ward was 13-for-18 for 139 yards and the Spiders' defense helped out with a pair of interceptions and two fumble recoveries. Richmond did not turn the ball over, becoming the first team this season not to commit a giveaway against the Colonels.

Hightower scored on a 2-yard run to give Richmond a 14-0 lead, capping a drive set up by David Horton's interception. Hightower also had a 30-yard burst on Richmond's opening drive, which ended with Andrew Howard's 25-yard field goal.

Ward's 9-yard scoring run made it 17-0 3:23 before halftime. Josh Vaughan added a 40-yard touchdown run and Ward hit Kevin Grayson for a 5-yard touchdown after halftime.

Eastern Kentucky's points came on a 2-yard run by Bobby Washington and a pass from Josh Greco to Quinton Williams, the latter on the first play of the fourth quarter.

The Spiders rushed for 278 yards, the Colonels just 54 yards.

#### SCORING SUMMARY

	1	2	3	4	Final
Eastern Kentucky (9-3)	0	7	0	7	14
<b>Richmond (10-2)</b>	<b>3</b>	<b>14</b>	<b>7</b>	<b>7</b>	<b>31</b>

- 05:03 (1st) UR - Andrew Howard 25 yd field goal
- 14:55 (2nd) UR - Tim Hightower 2 yd run (Andrew Howard kick)
- 03:23 (2nd) UR - Eric Ward 9 yd run (Andrew Howard kick)
- 00:43 (2nd) EKU - Bobby Washington 2 yd run (Taylor Long kick)
- 03:35 (3rd) UR - Josh Vaughan 40 yd run (Andrew Howard kick)
- 14:55 (4th) EKU - Quinton Williams 6 yd pass from Josh Greco (Taylor Long kick)
- 11:13 (4th) UR - Kevin Grayson 6 yd pass from Eric Ward (Andrew Howard kick)


#### INDIVIDUAL STATISTICS

##### RICHMOND

Rushing (Att-Yds): Hightower 31-180-1TD; Vaughan 9-85-1TD; Ward 9-17-1TD; TEAM 2-minus 4.  
 Passing (Comp-Att-Int-Yds): Eric Ward 13-18-0-139-1TD  
 Receiving (Rec-Yds): Grayson 4-61-1TD; Crone 3-40; Hightower 3-14; Vaughan 2-9; Riddell 1-15.  
 Interceptions (No.-Yds): Harris (1-0); Horton (1-14)

##### EASTERN KENTUCKY

Rushing (Att-Yds): Washington (8-23-1TD); Dunn (7-15); Holland (5-11); Walker (1-4); Watts (1-1); Greco (6-0)  
 Passing (Comp-Att-Int-Yds): Greco (12-23-1-206-1TD); Holland (5-12-1-28)  
 Receiving (Rec-Yds): Washington (5-82); Barber (4-62); Williams (3-52-1TD); Cromer (3-27); Phelps (1-7); Dunn (1-4)  
 Interceptions (No.-Yds): None



The Richmond defense gave EKU no where to run and no where to hide, forcing four turnovers and holding the Colonels to just 54 rushing yards in the NCAA first-round win.

## 2007 FCS Quarterfinals

### #6 Richmond 21, #11 Wofford 10

December 1, 2007

Gibbs Stadium (8,500) • Spartanburg, S.C.

**SPARTANBURG, S.C. --** Tim Hightower rushed for two second-half touchdowns to lead Richmond to its first-ever spot in the Football Championship Subdivision semifinals in a 21-10 victory at Wofford.

The Spiders (11-2) set a school mark for wins this season when Hightower found the end zone.

He had an 18-yard run to the Wofford 1, then followed with his first touchdown to put Richmond ahead 14-10 with 11:55 to play.

The Spiders got the ball back three minutes later when safety Michael Ireland picked up a botched punt attempt -- the only one tried by either team -- and ran it back to the Terriers' 1. Hightower scored one play later and Richmond was up 21-10.

Hightower was held to 88 yards, nearly 100 fewer than the 180 he put up in the opening playoff victory over Eastern Kentucky last week.

The road won't get easier for the Colonial Athletic Association co-champs -- the Spiders will likely travel to face two-time defending NCAA FCS winners, Appalachian State in the semis.

Wofford (9-4) had beaten the Mountaineers in September, three games after Appalachian's stunning victory at Michigan. The Terriers had hoped to face their Southern Conference brothers once again with a spot in the national finals on the line.

But they couldn't get past Hightower and the Spiders.

#### SCORING SUMMARY

	1	2	3	4	Final
<b>Richmond (11-2)</b>	<b>0</b>	<b>7</b>	<b>0</b>	<b>14</b>	<b>21</b>
Wofford (9-4)	0	3	7	0	10

- 07:47 (2nd) WOF - Patrick Mugaun 22 yd field goal
- 04:19 (1st) UR - Joe Stewart 10 yd pass from Eric Ward (Andrew Howard kick)
- 03:34 (3rd) WOF - Michael Hobbs 1 yd run (Patrick Mugaun kick)
- 11:55 (4th) UR - Tim Hightower 1 yd run (Andrew Howard kick)
- 08:40 (4th) UR - Tim Hightower 1 yd run (Andrew Howard kick)

#### INDIVIDUAL STATISTICS

##### RICHMOND

Rushing (Att-Yds): Hightower 23-88-2TD; Ward 7-25; Vaughan 3-21; TEAM 3-minus 6  
 Passing (Comp-Att-Int-Yds): Ward 20-30-1-181-1TD  
 Receiving (Rec-Yds): Grayson 8-92; Mitchell 3-29; Riddell 3-24; Stewart 2-18-1TD; Rogers 1-7; Vaughan 1-6;  
 Hightower 1-3; Crone 1-2  
 Interceptions (No.-Yds): Ireland 1-21

##### WOFFORD

Rushing (Att-Yds): Johnson 16-89; Romero 8-73; Hobbs 10-47-1TD; Marshall 6-25; Whitehurst 2-8; Strickland 1-3; Young 2-3; Collier 12-minus 1; Joslin 2-minus 19; Tommie 1-minus 33  
 Passing (Comp-Att-Int-Yds): Collier 9-15-1-112  
 Receiving (Rec-Yds): Strickland 6-98; Joslin 1-7; Smith 1-5; Dane Romero 1-2  
 Interceptions (No.-Yds): Dawkins 1-0



Tim Hightower scored a pair of TDs in the fourth quarter, sending the Spiders to the NCAA Semifinals for the first time history and clinching Richmond's eighth-straight win.



# NCAA PLAYOFF GAMES



## 2007 FCS Semifinals

### #5 Appalachian State 55, #6 Richmond 35

December 7, 2007

Kidd Brewer Stadium (24,140) • Boone, N.C.

**BOONE, N.C. --** Appalachian State began the season by stunning Michigan and will end it playing for a record third straight national championship.

The Mountaineers can thank their elusive and versatile quarterback for their latest victory.

Armani Edwards rushed for 313 yards and four touchdowns and threw for 182 yards and three more scores as Appalachian State advanced to the Football Championship Subdivision title game with a 55-35 win over Richmond.

Edwards, a sophomore, dominated on the ground as the Mountaineers built a 21-point lead. After Richmond rallied to tie, Edwards went to the air to put it away.

His 29-yard TD pass to tight end Nic Cardwell with 10 minutes left made it 49-35. His 13-yard TD pass to Cardwell with 5:27 left iced it.

Edwards' rushing yards were the most by a quarterback in FCS - formerly Division I-AA - history, and 18 shy of the playoff rushing record. He also completed 14 of 16 passes in a nearly flawless performance that ended with the fans tearing down the goal posts, the same way they did when the Mountaineers won at Michigan in September.

Behind Edwards' shiftiness and quick bursts of speed, Appalachian State (12-2) won its fifth straight game and plays Delaware for the title in Chattanooga, Tenn. (ASU went on to beat Delaware, 49-21, and claim its third consecutive national championship.)

Eric Ward threw for 208 yards and three touchdowns and ran for two more scores for Richmond (12-3), which had its eight-game winning streak snapped in its first FCS semifinal appearance.

Spiders career-rushing leader Tim Hightower finished with 97 yards on 22 carries.

#### SCORING SUMMARY

	1	2	3	4	Final
<b>Richmond (11-3)</b>	<b>7</b>	<b>14</b>	<b>14</b>	<b>0</b>	<b>35</b>
Appalachian State (12-2)	21	14	7	13	55

- 09:34 (1st) ASU - Dexter Jackson 52 yd pass from Armani Edwards (Julian Rauch kick)
- 06:29 (1st) ASU - Armani Edwards 7 yd run (Julian Rauch kick)
- 03:35 (1st) UR - Kevin Grayson 29 yd pass from Eric Ward (Andrew Howard kick)
- 00:29 (1st) ASU - Armani Edwards 9 yd run (Julian Rauch kick)
- 14:41 (2nd) ASU - Armani Edwards 36 yd run (Julian Rauch kick)
- 13:42 (2nd) UR - Kevin Grayson 26 yd pass from Eric Ward (Andrew Howard kick)
- 10:36 (2nd) ASU - Armani Edwards 3 yd run (Julian Rauch kick)
- 00:21 (2nd) UR - Eric Ward 37 yd run (Andrew Howard kick)
- 11:57 (3rd) UR - Joe Stewart 17 yd pass from Eric Ward (Andrew Howard kick)
- 09:02 (3rd) UR - Eric Ward 5 yd run (Andrew Howard kick)
- 04:41 (3rd) ASU - Kevin Richardson 3 yd run (Julian Rauch kick)
- 10:11 (4th) ASU - Nic Cardwell 29 yd pass from Armani Edwards (Julian Rauch kick)
- 05:27 (4th) ASU - Nic Cardwell 13 yd pass from Armani Edwards (Julian Rauch kick)

#### INDIVIDUAL STATISTICS

##### RICHMOND

Rushing (Att-Yds): Hightower 22-95; Ward 11-79-2TD; Vaughan 3-12; Healy 1-8  
Passing (Comp-Att-Int-Yds): Ward 14-30-1-208-3TD; Healy 0-1-0-0  
Receiving (Rec-Yds): Grayson 7-122; Mitchell 2-28; Stewart 2-27; Hightower 1-17; Riddell 1-12; Crone 1-2  
Interceptions (No-Yds): None

##### APPALACHIAN STATE

Rushing (Att-Yds): Edwards 31-313-4TD; Richardson 15-76-1TD; Elder 2-28; Washington 3-14; Moore 2-5;  
TEAM 1-minus 1  
Passing (Comp-Att-Int-Yds): Edwards 14-16-0-182-3TD  
Receiving (Rec-Yds): Batichon 7-60; Cardwell 2-42-2TD; Jackson 1-52-1TD; Courman 1-24;  
Johnson 1-7; Hillary 1-2; Richardson 1-minus 5  
Interceptions (No-Yds): Lynch 1-2



Richmond stunned the Appalachian State sell-out crowd of 24,140 with three straight TDs to tie the game at 35-35, before the eventual National Champs pulled away late.

## 2008 FCS First Round

### #7 Richmond 38, #21 Eastern Kentucky 10

November 29, 2008

UR Stadium (2,994) • Richmond, Va.

**RICHMOND, Va. --** Eric Ward threw for 245 yards, Tre Gray had a pair of touchdown receptions and Richmond took advantage of four turnovers to defeat Eastern Kentucky 38-10 in the first round of the Football Championship Series playoffs.

The Spiders (10-3) advanced to play at Appalachian State in the quarterfinals next Saturday. The Colonels (8-4) had a seven-game winning streak snapped and dropped their 13th straight non-conference road game.

Ward was 16 of 23, completing seven passes to Gray for 87 yards. Kevin Grayson caught five passes for 107 yards. Richmond's Josh Vaughan rushed for 90 yards on 23 carries.

The Spiders broke a 10-10 halftime tie by scoring on their first four possessions of the second half.

After Shawn White returned a short kickoff to the Eastern Kentucky 34, a pair of catches gave the Spiders a first-and-goal on the 9, and Vaughan scored on an 11-yard run around the left side.

The next drive began on the 20 following Patrick Weldon's interception. Ward and Gray connected on a 14-yard score.

Gray's leaping, 23-yard touchdown catch pushed the Spiders' lead to 31-10 with 13:38 remaining in the game.

The Colonels failed on a fourth-and-4 from their 38 setting up the Spiders' final scoring drive. Vaughan then scored on a 17-yard run.

The teams traded turnovers in a scoreless first quarter with each quarterback throwing an interception and the Spiders losing a fumbled punt.

The Colonels had a second fumble recovery deep in Richmond territory negated by a penalty for roughing the punt receiver.

The Colonels began a drive on their 20 late in the first quarter and Cody Watts replaced Allan Holland as quarterback. The new-look offense was successful, moving 48 yards before stalling for a 49-yard field goal by Taylor Long.

Richmond took the lead on a 45-yard pass from Ward to Grayson.

Eastern Kentucky capped a 92-yard scoring drive with Holland's 1-yard run. The Colonels began with 2:07 left and Holland completed six straight passes, the last a 48-yarder to Garnett Phelps to Richmond's 1.

The Spiders retaliated with Andrew Howard's 26-yard field goal after Ward had completed passes of 27 and 19 yards. The Colonels stuffed Richmond's running attack in the first half, holding the Spiders to 30 yards on 16 carries.

The Spiders finished with 412 yards, controlling the ball for 36:09, 12:35 in the fourth quarter.

Eastern Kentucky was limited to 84 yards rushing, the sixth straight game the Spiders have held their opponents to less than 100 yards rushing. Holland was 20 for 35 for 181 yards.

#### SCORING SUMMARY

	1	2	3	4	Final
Eastern Kentucky (8-4)	0	10	0	0	10
<b>Richmond (10-3)</b>	<b>0</b>	<b>10</b>	<b>14</b>	<b>14</b>	<b>38</b>

- 13:13 (2nd) EKU - Taylor Long 49 yd field goal
- 05:21 (2nd) UR - Kevin Grayson 45 yd pass from Eric Ward (Andrew Howard kick)
- 00:30 (2nd) EKU - Allan Holland 1 yd run (Taylor Long kick)
- 00:00 (2nd) UR - Andrew Howard 27 yd field goal
- 11:19 (3rd) UR - Josh Vaughan 11 yd run (Andrew Howard kick)
- 06:04 (3rd) UR - Tre Gray 14 yd pass from Eric Ward (Andrew Howard kick)
- 13:38 (4th) UR - Tre Gray 23 yd pass from Eric Ward (Andrew Howard kick)
- 09:58 (4th) UR - Josh Vaughan 17 yd run (Andrew Howard kick)

#### INDIVIDUAL STATISTICS

##### RICHMOND

Rushing (Att-Yds): Vaughan 23-90-2TD; Wilkins 10-41; Mitchell 1-7; Ward 8-4; Healy 3-3.  
Passing (Comp-Att-Int-Yds): Ward 16-23-1-245; Healy 1-2-0-22; Grayson 0-1-0-0.  
Receiving (Rec-Yds): Gray 7-87-2TD; Grayson 5-107-1TD; Vaughan 2-12; Prokell 1-22; Monteverde 1-20;  
Stewart 1-19.  
Interceptions (No-Yds): Weldon 1-18; Hatcher 1-10.

##### EASTERN KENTUCKY

Rushing (Att-Yds): Watts 6-35; Walker 5-27; Bradley 5-21; Fuqua 1-3; Holland 4-minus 2-1TD.  
Passing (Comp-Att-Int-Yds): Holland 20-35-2-181; Watts 1-1-0-4.  
Receiving (Rec-Yds): Bradley 5-21; Fuqua 4-44; Phelps 3-62; Watts 2-19; Davis 2-14; Sizemore 2-12;  
Walker 2-9; Cromer 1-4.  
Interceptions (No-Yds): Caldwell 1-2.



Tre Gray, who led the Spiders in receiving yards for three of four 2008 NCAA Playoff games, scores one of his two TDs in the Eastern Kentucky win.



# NCAA PLAYOFF GAMES

## 2008 FCS Quarterfinals

### #7 Richmond 33, #2 Appalachian State 13

December 6, 2008

Kidd Brewer Stadium (15,215) • Boone, N.C.

**BOONE, N.C.** -- Josh Vaughan ran for 133 yards and three touchdowns to help Richmond upset defending national champion Appalachian State 33-13 on Saturday in the Football Championship Subdivision playoffs.

The Spiders (11-3) advance to the FCS -- formerly Division 1-AA -- semifinals for the second consecutive year and face Northern Iowa, which defeated New Hampshire 36-34.

Armanti Edwards threw for 323 yards and one touchdown and ran for another score for the three-time FCS champion Mountaineers (11-3). But Edwards also threw a career-worst five interceptions in the second half, leading to four Richmond scores.

Eric Ward also had a rushing score, and Andrew Howard and Brian Radford both added field goals for the Spiders.

Appalachian State took a 7-0 lead late in the first quarter, driving 95 yards -- aided by a 15-yard face mask call, and a pass interference in the end zone on Richmond -- before Edwards scored on a 2-yard run with 2:58 left.

The Spiders had a chance to tie the game with Vaughan scoring on a 13-yard run with 4.2 seconds left in the first quarter to pull the score to 7-6. Howard bounced his extra-point attempt off the right upright.

Richmond then took the lead on Howard's 36-yard field goal with 9:05 left in the third quarter, with back-to-back interceptions by Seth Williams to set up TD runs of 1 yard by Vaughan and 5 yards by Ward to put the Spiders ahead 23-7.

The Mountaineers pulled within 23-13 on Edwards' 4-yard touchdown pass to T.J. Courman with 1:51 left in the third quarter, but Richmond took advantage of two more interceptions to add a 27-yard field goal by Radford and a 1-yard Vaughan TD run.

#### SCORING SUMMARY

	1	2	3	4	Final
<b>Richmond (11-3)</b>	6	0	17	10	33
Appalachian State (11-3)	7	0	6	0	13

- 02:58 (1st) ASU - Armanti Edwards 2 yd run (Jason Vitaris kick)
- 00:04 (1st) UR - Josh Vaughan 13 yd run (Andrew Howard kick failed)
- 09:05 (3rd) UR - Andrew Howard 36 yd field goal
- 07:21 (3rd) UR - Josh Vaughan 1 yd run (Andrew Howard kick)
- 05:46 (3rd) UR - Eric Ward 5 yd run (Andrew Howard kick)
- 01:51 (3rd) ASU - T.J. Courman 4 yd pass from Armanti Edwards (Armanti Edwards pass failed)
- 10:10 (4th) UR - Brian Radford 27 yd field goal
- 01:38 (4th) UR - Josh Vaughan 1 yd run (Andrew Howard kick)

#### INDIVIDUAL STATISTICS

##### RICHMOND

Rushing (Att-Yds): Vaughan 32-133-3TD; Ward 16-91-1TD; Wilkins 1-20; TEAM 3-minus 6.  
 Passing (Comp-Att-Int-Yds): Ward 10-24-0-121.  
 Receiving (Rec-Yds): Grayson 5-48; Stewart 2-20; Wilkins 1-27; Bischoff 1-17; Gray 1-9.  
 Interceptions (No-Yds): Williams 3-74; Ireland 1-33; Rogers 1-0.

##### APPALACHIAN STATE

Rushing (Att-Yds): Radford 7-11; Cline 1-8; Hillary 1-8; Welton 4-8; Edwards 8-3-1TD; Presley 2-1.  
 Passing (Comp-Att-Int-Yds): Edwards 26-41-5-323; Hillary 0-1-0-0.  
 Receiving (Rec-Yds): Courman 7-63-1TD; Quick 6-94; Hillary 5-41; Elder 3-48; Cline 3-25; Jordan 2-52.  
 Interceptions (No-Yds): None.



Josh Vaughan rushed for three touchdowns as the Spiders rolled over Appalachian State to end the Mountaineers three-year National Championship run.

## 2008 FCS Semifinals

### #7 Richmond 21, #4 Northern Iowa 20

December 13, 2008

UNI-Dome (12,062) • Cedar Falls, Iowa.

**CEDAR FALLS, Iowa** -- Eric Ward and the Richmond Spiders never doubted, never wavered.

Down 20-7 going into the fourth quarter? Well, get some stops on defense and start moving on offense. Which is just what they did.

Eric Ward threw a 13-yard touchdown pass to Joe Stewart with 14 seconds left and Andrew Howard kicked the extra point, giving Richmond a 21-20 victory over Northern Iowa on Saturday and sending the Spiders to the Football Championship Subdivision title game.

Richmond (12-3) reached the final for the first time and will play Montana in Chattanooga, Tenn., on Friday night. The 12 victories are a school record for the Spiders, who lost to Appalachian State 55-35 in last year's national semifinals.

The unseeded Spiders beat second-seeded Appalachian State in the quarterfinals before knocking off third-seeded Northern Iowa (12-3), which was seeking its second trip to the championship game in four years.

Richmond started the winning drive at its own 38 with 1:44 remaining and no timeouts left. Ward completed six passes in the march, including a 4-yarder to Shawn White on fourth-and-2 at the UNI 26 -- White's only catch of the game.

Two plays later, Ward hit Stewart in the end zone.

Ward also threw a 40-yard touchdown pass to Kevin Grayson and scored on a 1-yard sneak that drew the Spiders to 20-14 with 11:16 left. He finished 28-of-35 for a career-high 280 yards and no interceptions.

Pat Grace's two third-quarter touchdown passes helped the Panthers build their 20-7 lead, but after stopping the Spiders on fourth-and-1 with 2:13 to play, they couldn't come up with another big stop in the final drive.

Grace was 19-of-28 for 224 yards, including touchdown passes of 4 yards to Ryan Mahaffey and 10 yards to Jarred Herring. But Grace overthrew Herring and Schuyler Oordt on what would have been sure touchdowns and dropped a throwback pass when he had four blockers and an open field in front of him.

The Panthers stalled four times on good drives and had to settle for Billy Hallgren's field-goal attempts. Hallgren connected from 35 and 25 yards, but missed from 42 and 51 yards.

Late in the game, when Northern Iowa had a chance to run out the clock, Farley went conservative on third-and-8 at his own 44. Grace ran for 2 yards, the Panthers punted and Derek Hatcher returned it 26 yards, giving the Spiders decent field position for their winning drive.

#### SCORING SUMMARY

	1	2	3	4	Final
<b>Richmond (12-3)</b>	0	7	0	14	21
Northern Iowa (12-3)	3	0	17	0	20

- 03:38 (1st) UNI - Billy Hallgren 35 yd field goal
- 06:50 (2nd) UR - Kevin Grayson 40 yd pass from Eric Ward (Andrew Howard kick)
- 10:05 (3rd) UNI - Ryan Mahaffey 4 yd pass from Pat Grace (Billy Hallgren kick)
- 08:27 (3rd) UNI - Jarred Herring 10 yd pass from Pat Grace (Billy Hallgren kick)
- 00:24 (3rd) UNI - Billy Hallgren 25 yd field goal
- 11:16 (4th) UR - Eric Ward 1 yd run (Andrew Howard kick)
- 00:14 (4th) UR - Joe Stewart 13 yd pass from Eric Ward (Andrew Howard kick)

#### INDIVIDUAL STATISTICS

##### RICHMOND

Rushing (Att-Yds): Vaughan 17-86; Ward 9-33-1TD; Wilkins 1-6; Mitchell 1-6; Crone 1-3.  
 Passing (Comp-Att-Int-Yds): Ward 28-35-0-280.  
 Receiving (Rec-Yds): Gray 6-68; Stewart 5-71-1TD; Boston 4-39; Vaughan 4-18; Grayson 3-51-1TD; Crone 3-12; Mitchell 2-17; White 1-4.  
 Interceptions (No-Yds): None.

##### NORTHERN IOWA

Rushing (Att-Yds): Lewis 12-77; Law 13-53; Grace 8-15; Herring 1-1.  
 Passing (Comp-Att-Int-Yds): Grace 19-28-0-224; Eyman 0-1-0-0  
 Receiving (Rec-Yds): Collins 6-46; Turner 4-67; Law 2-30; Herring 2-19-1TD; Oordt 1-49; Eyman 1-8; Hord 1-7; Mahaffey 1-4-1TD; Lewis 1-2; Grace 0-minus 8.  
 Interceptions (No-Yds): None.



Joe Stewart celebrates his game-tying touchdown in the final seconds at UNI. Andrew Howard booted the winning extra point that sent the Spiders to their first-ever NCAA Championship game.



# NCAA PLAYOFF GAMES

## 2008 NCAA DIVISION-I CHAMPIONSHIP GAME

### #7 Richmond 24, #5 Montana 7

December 19, 2008

Finley Stadium (17,823) • Chattanooga, Tenn.



### The Comeback Kids

On their way to their first title, the unseeded Spiders beat the second, third and fourth seeds in the Division I Football Championship. They trailed in each of their first three games.

#### Richmond's Path To FCS Championship

Opponent	Deficit
First round, def. No. 21 Eastern Kentucky	3
Quarterfinals, def. No. 2 Appalachian State	7
Semifinals, def. No. 3 Northern Iowa	13
Final, def. No. 4 Montana	0

### TEAM STATS

	Montana	Richmond
FIRST DOWNS	15	16
RUSHES-YARDS (NET)	25-39	39-208
PASSING YDS (NET)	267	119
Passes Att-Comp-Int	38-19-1	19-13-0
TOTAL OFFENSE PLAYS-YARDS	63-306	58-327
Fumble Returns-Yards	0-0	1--2
Punt Returns-Yards	1-8	3-37
Kickoff Returns-Yards	5-82	1-20
Interception Returns-Yards	0-0	1-21
Punts (Number-Avg)	5-35.0	5-38.0
Fumbles-Lost	1-1	0-0
Penalties-Yards	5-57	3-40
Possession Time	28:59	31:01
Third-Down Conversions	5 of 14	5 of 12
Fourth-Down Conversions	1 of 2	1 of 1
Red-Zone Scores-Chances	1-2	2-3
Sacks By: Number-Yards	1-8	7-34

**CHATTANOOGA, Tenn. --** Richmond coach Mike London heard talk from Montana fans expecting an easy national championship win. After all, his Spiders lost three of their first seven games.

Turns out it was Richmond that got the easy win.

Eric Ward caught a touchdown pass and threw for another score, Josh Vaughan ran for 162 yards and a touchdown and the Spiders dominated Montana 24-7 on Friday night for the school's first Football Championship Subdivision national championship.

"I guess the only ones who believed we could do this thing were the people inside the Richmond program," said London, in his first season in charge at his alma mater.

The team held a players-only meeting on Oct. 12 after a loss to James Madison and pledged not to give up on making a playoff run.

Richmond (13-3) won its next eight games behind the calm coaching of London, who replaced Dave Clawson after two seasons as defensive coordinator at Virginia. The Spiders went on to upset defending national champion Appalachian State in the playoff quarterfinals and hung on to beat Northern Iowa before toppling two-time national champion Montana.

A crowd of mostly Richmond fans rushed the field in Chattanooga, surrounding the players as they accepted the championship trophy.

The Grizzlies (14-2), who lost the 2004 championship to James Madison and were making their fifth trip to the title game, found themselves in a 21-0 hole by halftime.

"We picked a really bad day not to show up," Montana safety Colt Anderson said.

Ward struck first when he pitched the ball to fullback John Crone just a few minutes into the game. The quarterback took off toward the end zone and Crone hit him from 23 yards out -- his first touchdown pass and Ward's first touchdown reception.

"I began giggling when it was called, because I never thought we would run it," Crone said. "It happened in slow motion and when I saw him open, I knew I had to hit him or I would never hear the end of it."

Montana moved quickly downfield in an attempt to answer, but the drive stalled at the 11 and Brody McKnight missed a 34-year field goal attempt.

Little would go right for the Grizzlies the rest of the half.

Cole Bergquist threw a 15-yard pass to Steven Pfahler deep in Montana territory, but a penalty for an illegal block erased the play and another drive stalled.

Richmond took over at the Montana 34 and, three players later, Vaughan bounced a run outside and scored from 5 yards out to make it 14-0 with 11:29 left in the first half.

Ward's 13-yard touchdown pass to Garrett Wilkins with 2:13 to go before halftime capped a 12-play, 75-yard drive that took up nearly 7 minutes.

Bergquist was sacked seven times in the game, with Lawrence Sidbury responsible for four of them. The Montana quarterback completed 19 of 36 passes for 267 yards and an interception.

"We did nothing special," Sidbury said. "We just did what we are coached to do. We were able to get pressure on them."

Marc Mariani caught seven passes for 172 yards for the Grizzlies.

Montana didn't reach the end zone until 11:56 left in the game, when Chase Reynolds plowed in from 4 yards out. But Eric McBride picked off Bergquist moments later, and Brian Radford's 39-yard field goal with 6:54 left in the game dashed any hopes of a Montana comeback.

"The did a really nice job, doing to us what we've been doing to people we've played lately," Montana coach Bobby Hauck said. "They gave a great effort. They got out to a good start and held on. They played great defense and didn't let us back in the game."

### SCORING SUMMARY

	1	2	3	4	Final
Montana (14-2)	0	0	0	7	7
<b>Richmond (13-3)</b>	<b>7</b>	<b>14</b>	<b>0</b>	<b>3</b>	<b>24</b>

09:02 (1st) UR - Eric Ward 23 yd pass from John Crone (Andrew Howard kick)

11:29 (2nd) UR - Josh Vaughan 5 yd run (Andrew Howard kick)

02:13 (2nd) UR - Garrett Wilkins 13 yd pass from Eric Ward (Andrew Howard kick)

11:56 (4th) UM - Chase Reynolds 4 yd run (Brody McKnight kick)

06:54 (4th) UR - Brian Radford 39 yd field goal

### INDIVIDUAL STATISTICS

#### RICHMOND

Rushing (Att-Yds): Vaughan 23-162--1TD; Ward 12-46; Crone 2-4; TEAM 2-minus 4.

Passing (Comp-Att-Int-Yds): Ward 12-18-0-96; Crone 1-1-0-23.

Receiving (Rec-Yds): Gray 6-44; Grayson 2-25; Ward 1-23-1TD; Wilkins 1-13-1TD; Crone 1-7; Vaughan 1-4; Mitchell 1-3.

Interceptions (No-Yds): McBride 1-21.

#### MONTANA

Rushing (Att-Yds): Reynolds 12-47-1TD; Bergquist 13-minus 8.

Passing (Comp-Att-Int-Yds): Bergquist 19-36-1-267; Selle 0-2-0-0.

Receiving (Rec-Yds): Mariani 7-172; Reynolds 4-22; Pfahler 2-26; Palmer 2-19; Schulte 2-14; Beaudin 1-12; Ferriter 1-2.

Interceptions (No-Yds): None.



# NCAA PLAYOFF GAMES

## 2009 FCS First Round

### #4 Richmond 16, #9 Elon 13

November 28, 2009

UR Stadium (6,143) • Richmond, Va.

**RICHMOND, Va.** -- Senior QB Eric Ward racked up 276 yards of total offense but No. 4 Richmond needed to dodge a pair of missed field goals by No. 9 Elon in the final 90 seconds and held on to win 16-13 in an NCAA First Round playoff game at UR Stadium.

Richmond (11-1) improved to 6-2 all-time in NCAA First Round games, advancing past the opening-round in three-consecutive seasons and four of the last five.

Of Ward's 276 yards, a career-best 136 came on the ground as the senior became just the 34th player in FCS history to surpass the 10,000-yard total offense mark in a career.

He chewed off 74 yards on one play as he sprinted through the Elon defensive line, got key blocking downfield by his receivers and ran virtually untouched into the end zone to put the Spiders up 10-0 early in the second quarter.

Senior kicker Andrew Howard booted two field goals before the break and the Spiders led 13-3 at the half. Elon (9-3) and Richmond traded second-half field goals before the Phoenix struck for a 22-yard touchdown pass from Scott Riddle to Terrell Hudgins with 9:04 left to make the score 16-13.

That's when another dramatic UR Stadium finish unfolded before a crowd of 6,143 - Richmond's largest NCAA First Round crowd at home since 1998.

Howard, who drilled his first three field goals of the game from 27 yards, 33 and 42 yards, misfired wide left on a 46-yard kick with 3:43 remaining.

That missed kicked ended a clock-eating 10-play drive that consumed 5:21, but gave the Phoenix good field position at the 29. Riddle moved his team downfield in six plays - three completions to Hudgins - and took two shots to the end zone to Aaron Mellette and Hudgins, but settled for a 27-yard attempt by Shreiner on fourth-and-three, which was pushed wide right.

The Spiders went three-and-out and punted back to Elon with 25 seconds left and no timeouts.

Riddle found Lance Camp for 16 yards, Hudgins for eight and Camp for six more, before spiking the ball with seven seconds left.

Staring down a 48-yarder that would send the game to overtime, Shreiner had his game-tying attempt blocked by senior NG Parker Miles as the clock expired.

The Spiders trademark "Stonewall Defense" yielded just 27 yards rushing and was at its best with Elon in the Red Zone, limiting the Phoenix to a pair of field goals after the visitors had the ball at the seven in the second quarter, and a pivotal defensive stand in the third quarter after a first-and-goal at the one.

#### SCORING SUMMARY

	1	2	3	4	Final
Elon (9-3)	0	3	3	7	13
<b>Richmond (11-1)</b>	<b>3</b>	<b>10</b>	<b>0</b>	<b>3</b>	<b>16</b>

- 03:43 (1st) UR - Andrew Howard 27 yd field goal
- 14:49 (2nd) UR - Eric Ward 74 yd run (Andrew Howard kick)
- 09:43 (2nd) EL - Adam Shreiner 24 yd field goal
- 06:31 (2nd) UR - Andrew Howard 33 yd field goal
- 10:12 (3rd) EL - Adam Shreiner 18 yd field goal
- 12:19 (4th) UR - Andrew Howard 42 yd field goal
- 09:04 (4th) EL - Terrell Hudgins 22 yd pass from Scott Riddle (Adam Shreiner kick)

#### INDIVIDUAL STATISTICS

**ELON**  
Rushing (Att-Yds): Harris 8-22; Newsome 8-20; Riddle 4-0; Camp 1 (-1); TEAM 1 (-14).  
Passing (Comp-Att-Int-Yds): Riddle 25-42-0-309; TEAM 0-2-0-0.  
Receiving (Rec-Yds): Hudgins 12-167; Camp 7-109; Labinowicz 3-23; Newsome 1-6; Peterson 1-6; Harris 1 (-2).  
Interceptions (No-Yds): Wilson 2-0; Sullivan 1-0.

**RICHMOND**  
Rushing (Att-Yds): Ward 10-136; Forte 25-96; Grayson 1-15; Gaskins 2-6; Keating 1-4; Wilkins 3-3.  
Passing (Comp-Att-Int-Yds): Ward 14-26-3-140.  
Receiving (Rec-Yds): Grayson 6-50; Forte 3-45; Boston 2-11; Gray 1-17; Mitchell 1-10; Wilkins 1-7.  
Interceptions (No-Yds): None.



Eric Ward threw for 140 yards and rushed for 136 yards, including a 74-yard TD run, as Richmond downed Elon, 16-13, in the 2009 NCAA First Round.

## 2009 FCS Quarterfinals

### #5 Appalachian State 35, #4 Richmond 31

December 5, 2009

UR Stadium (7,272) • Richmond, Va.

**RICHMOND, Va.** -- Junior LB Eric McBride's eight-yard fumble return for touchdown gave No. 4 Richmond the lead with less than four minutes remaining, but Appalachian State QB Armanti Edwards engineered a game-winning drive that lifted his Mountaineers past the Spiders, 35-31, in the NCAA Quarterfinals at UR Stadium.

Edwards threw a four-yard touchdown pass to Matt Cline with 10 seconds to play, capping a wild last few minutes and giving Appalachian State (11-2) the victory over the defending champion Spiders (11-2) in the last-ever Richmond Football game at venerable UR Stadium.

The finish was wild, beginning with McBride's strip with 3:26 left that looked like it might rescue the Spiders, who had not trailed in the game until the fourth quarter.

On the play, the Spiders punted and Travaris Cadet fielded it inside his 10 for the Mountaineers. While he was trying to return it, McBride stripped the ball from his arms and took it eight yards into the end zone -- a critical play that gave Richmond the lead back at 31-28.

But the Mountaineers had plenty of time, and used almost all of it in driving 70 yards before Edwards rifled the third-down pass to Cline, just out of the diving reach of Michael Ireland.

The touchdown capped a 21-point fourth quarter for the Mountaineers, who hadn't led until Edwards' second scoring run with 4:27 remaining that gave them a 28-24 edge.

Earlier in the quarter, Devon Moore had capped a three-play, 64-yard drive with a five-yard run, and then started a 73-yard drive with runs of 15, 11 and 22 yards.

Moore, who finished with 175 yards on 22 carries, also had a six-yard burst to set up a first-and-goal from the three, and Edwards faked the handoff to Moore on the next play and scampered untouched for the TD.

Like at the start of the game, both teams scored on their first possession after halftime. Appalachian State needed to go just 43 yards after Devin Radford's career-best 46-yard kickoff return. The drive included a four-yard run by Moore on a fourth-and-two from the Richmond 35, and the game was tied at 14 three plays later when Moore ran it in from the 19.

The Spiders needed 14 plays to regain the lead. Kendall Gaskins had a 2-yard run on fourth-and-one from the Mountaineers' 36 and Richmond quarterback Eric Ward had an 18-yard run on third-and-13 from the 22. Gaskins ran it in from the one to make it 21-14 three plays later.

Richmond had two chances to extend its lead, but settled for field goal tries both times. Andrew Howard missed the first, from 29 yards, but made the second from 27 with 9:23 left.

Ward, who played his final game as a Spider, capped his brilliant career with a 17-of-31 effort through the air for 202 yards and a TD. He also rushed 11 times for 51 yards. It marked his fourth 200-yard passing games in the Playoffs.

#### SCORING SUMMARY

	1	2	3	4	Final
Appalachian State (11-2)	7	0	7	21	35
<b>Richmond (11-2)</b>	<b>7</b>	<b>7</b>	<b>7</b>	<b>10</b>	<b>31</b>

- 09:06 (1st) UR - Ben Keating 2 yd run (Andrew Howard kick)
- 07:04 (1st) ASU - Armanti Edwards 16 yd run (Jason Vitaris kick)
- 08:17 (2nd) UR - Tre Gray 19 yd pass from Eric Ward (Andrew Howard kick)
- 12:04 (3rd) ASU - Devon Moore 17 yd run (Jason Vitaris kick)
- 04:22 (3rd) UR - Kendall Gaskins 1 yd run (Andrew Howard kick)
- 09:23 (4th) UR - Andrew Howard 27 yd field goal
- 08:38 (4th) ASU - Devon Moore 5 yd run (Jason Vitaris kick)
- 04:27 (4th) ASU - Armanti Edwards 3 yd run (Jason Vitaris kick)
- 03:26 (4th) UR - Eric McBride 8 yd fumble recovery (Andrew Howard kick)
- 00:10 (4th) ASU - Matt Cline 4 yd pass from Armanti Edwards (Jason Vitaris kick)

#### INDIVIDUAL STATISTICS

**APPALACHIAN STATE**  
Rushing (Att-Yds): Moore 22-175; Edwards 12-51; Radford 1-3; Cline 1(-1).  
Passing (Comp-Att-Int-Yds): Edwards 21-33-0-216  
Receiving (Rec-Yds): Cline 9-87; Elder 4-64; Quick 2-28; Jordan 2-14; Moore 2(-10); Frazier 1-27; Washington 1-6.  
Interceptions (No-Yds): None.

**RICHMOND**  
Rushing (Att-Yds): Forte 18-58; Ward 11-51; Wilkins 3-22; Gaskins 6-10; Keating 1-2; Gray 1-2.  
Passing (Comp-Att-Int-Yds): Ward 17-31-0-202.  
Receiving (Rec-Yds): Gray 5-91; Grayson 4-51; Prokell 2-37; Mitchell 2-16; Wilkins 2-1; Boston 1-4; Bischoff 1-2.  
Interceptions (No-Yds): None.



Tre Gray turned in another big postseason game with 91 yards and a TD, but Richmond's late-season magic ran out in last-ever UR football game played at UR Stadium.



# ALL-TIME RESULTS

## 1881 (2-0)

Coach: M.C. Taylor

Captain: George W. Quick

Dec. 3	at Randolph-Macon	W	3-0
Dec. 17	Randolph-Macon	W	3-0

## 1882 (1-0)

Coach: C.M. Hazen

Captain: W. Wythe Davis

Dec. 9	Randolph-Macon	W	5-1
--------	----------------	---	-----

## 1883

Rain cancelled game vs. Randolph-Macon

## 1884

No Games Scheduled

## 1885 (1-1)

Coach: C.M. Hazen

Captain: William A. Harris

Nov. 12	Randolph-Macon	W	3-1
Nov. 12	Randolph-Macon	L	1-2

## 1886 (1-1)

Coach: C.M. Hazen

Captain: Herbert H. Harris

Oct. 21	Randolph-Macon	L	0-1
Nov. 20	at Randolph-Macon	W	3-1

## 1887 (1-1)

Coach: H.R. Hundley

Captain: H.R. Hundley

Nov. 12	at McCabe Univ.	L	0-57
Nov. 24	Randolph-Macon	W	14-13

## 1888 (1-2)

Coach: C.M. Hazen

Captain: Cecil H. Baker

Nov. 12	at Randolph-Macon	W	11-0
Nov. 29	Petersburg A.C.	L	0-6
Dec. 9	McCabe University	L	0-6

## 1889 (1-2)

Coach: Frank Johnson

Captain: Frank Johnson

Nov. 28	Petersburg A.C.	L	0-6
Dec. 10	Wake Forest	L	14-32
Dec. 16	Randolph-Macon	W	42-0

## 1890 (0-3)

Coach: C.T. Taylor

Captain: Dana H. Rucker

Nov. 1	at Randolph-Macon	L	4-6
Nov. 22	at Washington & Lee	L	6-28
Nov. 27	Randolph-Macon	L	0-4

## 1891 (0-2)

Coach: Dana Rucker

Captain: Frank W. Duke

Nov. 9	Randolph-Macon	L	4-12
Nov. 23	Keswick School	L	4-12

## 1892 (2-3)

Coach: Penwick Shelton

Captain: Frank W. Duke

Oct. 15	Washington & Lee	L	6-8
Oct. 21	North Carolina	L	0-40
Oct. 24	Wake Forest	L	0-16
Nov. 24	at Hampden-Sydney	W	24-0
Dec. 19	at Randolph-Macon	W	16-0

## 1893 (3-2)

Coach: Dana Rucker

Captain: Frank W. Duke

Sept. 30	Capitol City A.C.	W	22-0
Oct. 9	at Virginia	L	4-28
Nov. 10	at VMI	L	0-34
Nov. 13	at Allegheny Institute	W	24-4
Nov. 18	Randolph-Macon	W	12-0

## 1894 (0-4-2)

Coach: Dana Rucker

Captain: Roger W. Harrison

Oct. 2	at Virginia	L	0-48
Oct. 18	Virginia	L	0-28
Nov. 3	at Norfolk (YMCA)	T	4-4
Nov. 10	at North Carolina	L	0-28
Nov. 17	at Georgetown	L	0-34
Dec. 1	at Hampden-Sydney	T	0-0

## 1895 (0-5-1)

Coach: Dana Rucker

Captain: Joseph Sallade

Oct. 10	Hampton A.C.	L	4-16
Nov. 2	Hampden-Sydney	T	0-0
Nov. 11	at VMI	L	0-44
Nov. 12	at Virginia	L	0-60
Nov. 18	at North Carolina St.	L	0-40
Nov. 19	at North Carolina	L	0-34

## 1896

No University football team

## 1897 (3-5)

Coach: Bill Wertenbaker

Captain: J.W.T. McNeil

Oct. 2	Richmond A.C.	L	0-26
Oct. 9	at Hampton A.C.	L	0-32
Oct. 16	Randolph-Macon	W	6-4
Oct. 30	at Petersburg YMCA	W	26-0
Nov. 2	Hampden-Sydney	W	8-6
Nov. 5	George Washington	L	0-22
Nov. 9	St. Albans	L	0-20
Nov. 13	Virginia Tech	L	0-26

## 1898 (3-3-1)

Coach: O.L. Owen

Captain: Burnel Lankford

Oct. 15	at Randolph-Macon	W	15-0
Oct. 25	Hampden-Sydney	T	6-6
Oct. 29	at VMI	L	0-6
Nov. 1	at Washington & Lee	L	0-6
Nov. 14	Washington & Lee	W	10-0
Nov. 19	William & Mary	W	15-0
Nov. 24	at Newport New A.C.	L	0-11

## 1899 (2-2)

Coach: Julian Hill

Captain: C.M. Stone

Oct. 14	at Portsmouth A.C.	L	0-16
Oct. 19	Fantops Academy	W	17-0
Oct. 21	William & Mary	W	41-0
Oct. 28	Hampden-Sydney	L	5-34

## 1900 (3-4)

Coach: Edward Kenna

Captain: B. West Tabb

Oct. 10	at Virginia	L	0-51
Oct. 15	Randolph-Macon	W	5-0
Oct. 20	Fredericksburg	W	11-0
Oct. 27	Woodberry Forest	L	0-84
Oct. 31	at Georgetown	L	0-16
Nov. 13	at Randolph-Macon	W	11-6
Nov. 15	Hampden-Sydney	L	0-34

## 1901 (1-5)

Coach: Garnett Neilson

Captain: Menalcus Lankford

Oct. 10	Randolph-Macon	L	0-6
Oct. 26	at Washington & Lee	L	0-39
Oct. 28	at VMI	L	0-79
Nov. 2	Hampden-Sydney	L	0-70
Nov. 9	at William & Mary	W	27-11
Nov. 20	at Randolph-Macon	L	0-11

## 1902 (3-3)

Coach: Graham Hobson

Captain: Menalcus Lankford

Oct. 18	Randolph-Macon	W	30-0
Oct. 25	at VMI	L	0-33
Nov. 8	Hoge Academy	W	50-0
Nov. 15	Hampden-Sydney	W	23-11
Nov. 22	at Washington & Lee	L	0-29
Nov. 27	at North Carolina State	L	5-30

## 1903 (6-3-1)

Coach: Fred Vail

Captain: Hiram M. Smith Jr.

Oct. 3	Petersburg YMCA	W	38-0
Oct. 10	Fredericksburg	W	34-0
Oct. 19	Washington & Lee	T	0-11
Oct. 26	Darville Mil. Inst.	T	6-6
Oct. 31	Hampden-Sydney	W	23-0
Nov. 7	George Washington	W	22-6
Nov. 12	North Carolina State	L	0-53
Nov. 14	William & Mary	W	24-0
Nov. 21	Randolph-Macon	W	16-0
Nov. 26	at Tulane	L	5-18

## 1904 (1-5)

Coach: Harry Wall

Captain: J.B. Webster

Oct. 1	at Virginia Tech	L	0-18
Oct. 8	Norfolk High School	W	34-0
Oct. 15	at George Washington	L	0-17
Oct. 22	Fort Monroe	L	0-32
Nov. 4	at William & Mary	L	6-15
Nov. 12	Randolph-Macon	L	5-16

## 1905 (3-4-2)

Coach: E.A. Dunlop Jr.

Captain: H.A. Mench

Oct. 3	at Washington & Lee	L	0-34
Oct. 7	Randolph-Macon	T	0-35
Oct. 11	William & Mary	T	0-0
Oct. 18	Virginia Boat Club	W	13-5
Oct. 18	William & Mary	L	0-4
Oct. 21	at St. John's	L	0-10
Oct. 28	Richmond Indians	W	5-0
Nov. 8	William & Mary	W	23-4
Nov. 11	Randolph-Macon	T	18-18

## 1906 (5-5-1)

Coach: E.A. Dunlop Jr.

Captain: Oscar Ludwell Bowen

Sept. 29	Woodberry Forest	L	0-12
Oct. 3	at Virginia	L	0-22
Oct. 6	Randolph-Macon	L	0-6
Oct. 11	at North Carolina State	T	0-0
Oct. 12	at North Carolina	L	0-12
Oct. 17	Hampden-Sydney	W	1-0 <sup>(1)</sup>
Oct. 27	at Virginia	L	6-12
Nov. 3	at William & Mary	W	24-0
Nov. 17	VMI	W	6-4
Nov. 24	Randolph-Macon	W	17-0
Nov. 28	! William & Mary	W	6-4
Nov. 28	! William & Mary	W	6-0
Nov. 28	! forfeit		

## 1907 (3-6)

Coach: E.A. Dunlop Jr.

Captain: O.R. Thraves

Oct. 2	at Virginia	L	0-38
Oct. 5	Maryland	L	11-5
Oct. 12	North Carolina State	L	4-7
Oct. 19	Randolph-Macon	L	11-12
Oct. 26	at North Carolina State	L	0-11
Nov. 9	Hampden-Sydney	W	38-0
Nov. 16	at North Carolina	L	11-13
Nov. 28	! William & Mary	W	48-0
Dec. 13	Randolph-Macon	L	10-14

## 1908 (3-5)

Coach: E.A. Dunlop Jr.

Captains: G.B. Wright, A. Langford

Oct. 3	Maryland	W	22-0
Oct. 10	Randolph-Macon	L	0-16
Oct. 17	Washington & Lee	L	5-33
Oct. 24	Gallaudet	W	16-12
Oct. 31	at North Carolina	L	12-17
Nov. 7	Hampden-Sydney	L	17-18
Nov. 21	William & Mary	L	18-21
Nov. 28	Randolph-Macon	W	12-2

## 1909 (3-5-2)

Coach: E.A. Dunlop Jr.

Captain: E.P. Stringfellow

Oct. 2	Maryland	W	12-0
Oct. 5	Virginia Boat Club	T	0-0
Oct. 9	Randolph-Macon	T	0-0
Oct. 16	Georgetown	L	0-17
Oct. 23	Virginia Tech	L	0-52
Oct. 30	at North Carolina	L	0-22
Nov. 5	at Wake Forest	W	5-0
Nov. 13	Hampden-Sydney	W	6-0
Nov. 20	William & Mary	L	0-17
Nov. 26	Randolph-Macon	L	3-29

## 1910 (1-6-1)

Coach: E.V. Long

Captain: George W. Stadler

Oct. 1	Maryland	L	0-20
Oct. 8	Randolph-Macon	W	5-0
Oct. 15	Rock Hill College	T	0-0
Oct. 29	George Washington	T	15-21
Nov. 5	at Hampden-Sydney	L	0-18
Nov. 12	at North Carolina State	L	0-52
Nov. 19	William & Mary	L	6-18
Nov. 26	Randolph-Macon	L	6-11

## 1911 (0-6-2)

Coach: Sam Honaker

Captain: Henry M. Taylor

Sept. 30	Maryland	T	0-0
Oct. 7	Fredericksburg	T	0-0
Oct. 14	Randolph-Macon	L	0-13
Oct. 21	Georgetown	L	0-65
Oct. 28	Hampden-Sydney	L	0-3
Nov. 4	at VMI	L	0-38
Nov. 11	at William & Mary	L	0-3
Nov. 25	Randolph-Macon	L	0-9

## 1912 (1-7)

Coach: E.A. Dunlop Jr.

Captain: Robert C. Duval Jr.

Oct. 5	Maryland	L	0-46
Oct. 12	Randolph-Macon	L	0-21
Oct. 19	Richmond Blues	L	7-14
Oct. 26	at Roanoke	L	0-21
Nov. 2	at Hampden-Sydney	L	0-13
Nov. 9	at William & Mary	W	20-0
Nov. 16	Rock Hill College	L	7-14
Nov. 23	Randolph-Macon	L	0-28

## 1913 (5-3-1)

Coach: Frank Dobson

Captain: John A. George

Sept. 27	Richmond Blues	T	0-0
Oct. 4	at Maryland	L	0-45
Oct. 11	Gallaudet	L	0-6
Oct. 18	at Wake Forest	W	14-13
Oct. 25	Randolph-Macon	L	7-14
Nov. 1	Hampden-Sydney	W	21-20
Nov. 8	! William & Mary	W	20-13
Nov. 15	Randolph-Macon	W	20-14
Nov. 22	at William & Mary	W	20-13

## 1914 (5-4)

Coach: Frank Dobson

Captain: Newton R. Ancarrow

Sept. 29	at North Carolina	L	0-41
Oct. 3	at VMI	L	0-10
Oct. 10	at Virginia	L	0-62



# ALL-TIME RESULTS

## 1930 (2-4-2)

Coach: Frank Dobson

Cap: J. Belcher, B. Miller, H. Dorrman

Sept. 27	at VMI	L	0-12
Oct. 4	Washington & Lee	L	0-14
Oct. 11	Lynchburg	W	27-0
Oct. 18	at Roanoke	T	0-0
Nov. 1	Emory & Henry	L	0-6
Nov. 8	Randolph-Macon	W	18-6
Nov. 19	Hampden-Sydney	T	0-0
Nov. 24	William & Mary	L	0-19

## 1931 (4-5)

Coach: Frank Dobson

Captain: Watt Fugate

Sept. 26	at VMI	W	7-0
Oct. 3	Emory & Henry	L	7-13
Oct. 10	at Cornell	L	0-0
Oct. 17	at Furman	L	6-34
Oct. 24	at Delaware	L	0-7
Oct. 31	Roanoke	W	7-2
Nov. 7	Randolph-Macon	L	6-14
Nov. 14	Hampden-Sydney	W	9-0
Nov. 26	William & Mary	W	6-2

## 1932 (4-2-2)

Coach: Frank Dobson

Captain: Edward Perlovski

Oct. 1	North Carolina State	L	0-9
Oct. 8	at Cornell	L	0-28
Oct. 15	at Emory & Henry	W	6-0
Oct. 22	Hampden-Sydney	T	0-0
Oct. 29	at Roanoke	W	7-0
Nov. 5	Randolph-Macon	T	6-6
Nov. 12	VMI	W	7-0
Nov. 24	William & Mary	W	18-7

## 1933 (5-4)

Coach: Frank Dobson

Captain: George G. Hope

Sept. 3	Furman	L	6-14
Oct. 7	at Cornell	L	7-27
Oct. 14	Virginia Tech	L	0-7
Oct. 21	Emory & Henry	W	13-0
Oct. 28	Roanoke	W	19-0
Nov. 4	Randolph-Macon	W	27-0
Nov. 14	Hampden-Sydney	W	13-0
Nov. 18	VMI	W	15-0
Nov. 26	William & Mary	L	0-6

## 1934 (8-1)

Coach: Glenn Thistlethwaite

Captain: W.S. Morris

Sept. 29	Roanoke	W	27-0
Oct. 6	at Cornell	L	6-0
Oct. 13	Emory & Henry	L	0-13
Oct. 20	VMI	W	7-0
Oct. 27	Hampden-Sydney	W	20-0
Nov. 3	Georgetown	W	14-13
Nov. 10	Davis & Elkins	W	7-0
Nov. 17	Wake Forest	W	39-6
Nov. 29	William & Mary	W	6-0

## 1935 (3-3-3)

Coach: Glenn Thistlethwaite

Captains: G. Lacy, E. Schaaf

Sept. 28	Randolph-Macon	T	6-6
Oct. 5	at Roanoke	W	12-7
Oct. 12	at VMI	W	13-6
Oct. 19	Emory & Henry	L	6-14
Oct. 26	Franklin & Marshall	L	0-6
Nov. 2	Georgetown	W	15-7
Nov. 9	Hampden-Sydney	W	15-7
Nov. 16	North Carolina State	L	0-6
Nov. 28	William & Mary	T	6-6

## 1936 (4-4-2)

Coach: Glenn Thistlethwaite

Captain: Michael W. West

Sept. 18	at Newport News App.	W	6-0
Sept. 26	Randolph-Macon	T	7-7
Oct. 3	Roanoke	T	0-0
Oct. 10	at Franklin & Marshall	L	0-13
Oct. 17	Emory & Henry	W	20-6
Oct. 24	VMI	L	0-20
Oct. 31	at Virginia Tech	L	7-20
Nov. 7	at Maryland	L	0-12
Nov. 14	Hampden-Sydney	W	14-3
Nov. 26	William & Mary	W	7-0

## 1937 (5-4-1)

Coach: Glenn Thistlethwaite

Captain: Charles E. Siddall

Sept. 17	at Newport News App.	T	6-6
Sept. 24	Randolph-Macon	W	6-0
Oct. 2	at Washington & Lee	L	0-6
Oct. 9	at Roanoke	W	22-13
Oct. 16	VMI	L	7-21
Oct. 22	at The Citadel	L	0-26
Oct. 29	at Duquesne	L	0-24
Nov. 6	Virginia Tech	W	12-7
Nov. 13	Hampden-Sydney	W	19-0
Nov. 25	William & Mary	W	6-0

## 1938 (6-3-1)

Coach: Glenn Thistlethwaite

Captain: Avalon B. Marchant

Sept. 16	at Newport News App.	W	6-0
Sept. 24	at Maryland	W	19-6
Oct. 1	Randolph-Macon	W	12-7
Oct. 8	at Hampden-Sydney	W	26-7
Oct. 15	VMI	L	6-13
Oct. 22	Roanoke	L	6-13
Oct. 29	Washington & Lee	W	6-0
Nov. 5	at The Citadel	L	0-6
Nov. 11	Virginia Tech	T	0-0
Nov. 24	William & Mary	W	10-7

## 1939 (7-1-2)

Coach: Glenn Thistlethwaite

Captain: Edwin J. Merrick

Sept. 23	at Newport News App.	W	37-0
Sept. 30	Randolph-Macon	W	26-0
Oct. 7	at Washington & Lee	W	7-0
Oct. 14	at Rutgers	T	6-6
Oct. 21	Gettysburg	W	21-0
Oct. 28	The Citadel	W	19-0
Nov. 4	VMI	T	0-0
Nov. 11	Virginia Tech	W	13-0
Nov. 18	Hampden-Sydney	W	26-7
Nov. 25	William & Mary	L	0-7

## 1940 (6-3)

Coach: Glenn Thistlethwaite

Captain: Harold McVay

Sept. 20	at Newport News App.	W	38-0
Sept. 28	Randolph-Macon	W	28-0
Oct. 5	at Virginia Tech	W	13-7
Oct. 12	at Franklin & Marshall	L	0-21
Oct. 19	Washington & Lee	W	9-7
Oct. 26	VMI	W	9-7
Nov. 2	Hampden-Sydney	W	39-13
Nov. 9	North Carolina	W	14-13
Nov. 21	William & Mary	L	0-16

## 1941 (2-7)

Coach: Glenn Thistlethwaite

Captain: Bert Milling

Sept. 20	at North Carolina State	L	7-14
Sept. 27	Randolph-Macon	W	26-0
Oct. 4	at Virginia	L	0-44
Oct. 11	Washington & Lee	L	0-21
Oct. 18	VMI	L	7-25
Oct. 25	VMI	L	14-7
Nov. 1	Hampden-Sydney	W	14-7
Nov. 8	North Carolina	L	0-27
Nov. 20	William & Mary	L	3-33
Nov. 29	at Virginia Tech	L	0-13

## 1942 (3-6-1)

Coach: John Fenlon

Captains: Warren Pace, Maxwell Katz

Sept. 19	Camp Pickett	W	27-0
Sept. 26	at North Carolina State	L	0-13
Oct. 3	at George Washington	L	0-27
Oct. 10	Randolph-Macon	L	0-6
Oct. 17	Virginia	T	7-7
Oct. 24	VMI	L	6-20
Oct. 31	Washington & Lee	W	8-6
Nov. 7	Virginia Tech	L	7-16
Nov. 14	Hampden-Sydney	W	26-0
Nov. 26	William & Mary	L	0-10

## 1943 (6-1)

Coach: Malcolm Pitt

Captains: Game Captains

Sept. 18	Richmond Air Base	W	45-0
Sept. 25	at Duke	L	0-61
Oct. 2	Curtis Bay C. Guard	W	13-3
Oct. 9	at Virginia	W	16-7
Oct. 16	at VMI	W	27-0
Oct. 23	Norfolk Marines	W	74-7
Oct. 25	Charleston C. Guard	W	29-6

## 1944 (2-6)

Coach: Malcolm Pitt

Cap: John Greer Wood, Orvis Milner

Sept. 23	at Duke	L	7-61
Sept. 30	Richmond Air Base	W	34-0
Oct. 7	VMI	L	20-26
Oct. 14	Hampden-Sydney	W	18-0
Nov. 4	Portsmouth Fleet	L	0-19
Nov. 11	Virginia	L	0-39
Nov. 18	at North Carolina State	L	0-39
Nov. 30	William & Mary	L	0-40

## 1945 (2-6)

Coach: George Hope

Captain: Jack Null

Sept. 29	VMI	L	6-40
Oct. 6	at Maryland	L	0-21
Oct. 20	at Guilford	W	40-0
Oct. 27	at Catawba	L	7-21
Nov. 3	Oceana Naval Base	W	28-12
Nov. 11	at Virginia	L	0-45
Nov. 18	at Virginia Tech	L	6-44
Nov. 22	William & Mary	L	0-33

## 1946 (6-2-2)

Coach: John Fenlon

Captains: F. Laurinaitis, H. Sizer

Sept. 21	Randolph-Macon	W	46-0
Sept. 28	VMI	T	7-7
Oct. 5	at Maryland	W	37-6
Oct. 12	Hampden-Sydney	W	33-6
Oct. 19	at Duke	L	0-41
Oct. 26	at Washington & Lee	W	20-0
Nov. 2	Virginia	W	19-7
Nov. 9	at Davidson	W	26-7
Nov. 16	Virginia Tech	T	7-7
Nov. 28	William & Mary	L	0-40

## 1947 (3-7)

Coach: John Fenlon

Captains: Joe LaLuna, Carroll Richard

Sept. 20	Randolph-Macon	W	28-7
Sept. 27	Washington & Lee	L	3-16
Oct. 4	at Rollins	L	7-20
Oct. 10	at Maryland	L	6-18
Oct. 18	VMI	W	21-20
Oct. 25	Hampden-Sydney	W	20-0
Nov. 1	at Virginia	L	0-34
Nov. 8	Davidson	L	7-13
Nov. 15	at Virginia Tech	L	14-26
Nov. 27	William & Mary	L	0-35

## 1948 (5-3-2)

Coach: Karl Esieck

Captains: Edward Ralston, Harry Bode

Sept. 18	Randolph-Macon	W	35-0
Sept. 25	Maryland	L	0-19
Oct. 8	at Furman	W	7-0
Oct. 15	VMI	L	0-9
Oct. 23	Hampden-Sydney	W	28-7
Oct. 30	at William & Mary	L	6-14
Nov. 6	at Davidson	T	7-7
Nov. 13	Virginia Tech	T	7-7
Nov. 25	Washington & Lee	W	14-12
Dec. 5	at Rollins	T	27-27

## 1949 (3-7)

Coach: Karl Esieck

Captain: Wes Curtier

Sept. 17	Randolph-Macon	W	27-0
Sept. 24	at Duke	L	0-67
Oct. 1	at Delaware	L	7-21
Oct. 8	Furman	W	12-0
Oct. 15	VMI	L	7-14
Oct. 22	at Davidson	W	28-7
Oct. 29	William & Mary	L	0-34
Nov. 5	at North Carolina State	L	6-20
Nov. 12	Virginia Tech	L	13-28
Nov. 24	Washington & Lee	L	14-35

## 1950 (2-8)

Coach: Karl Esieck

Captain: D. MacLachlan, J. Thomas

Sept. 23	Randolph-Macon	W	20-6
Sept. 30	at Wake Forest	L	0-43
Oct. 7	VMI	L	14-26
Oct. 14	at West Virginia	L	7-46
Oct. 21	Duke	L	0-41
Nov. 4	North Carolina State	L	0-7
Nov. 11	at Virginia Tech	W	32-12
Nov. 18	Davidson	L	0-37
Nov. 23	Washington & Lee	L	7-67
Dec. 2	at William & Mary	L	6-40

## 1951 (3-8)

Coach: Ed Merrick

Captain: Johnny Mac Brown

Sept. 23	Randolph-Macon	W	13-6
Sept. 29	VMI	L	0-34
Oct. 6	at Wake Forest	L	6-56
Oct. 13	at West Virginia	L	0-24
Oct. 20	Davidson	W	25-6
Oct. 27	William & Mary	L	14-20
Nov. 2	at Boston College	L	7-21
Nov. 10	at Stetson	L	14-19
Nov. 17	at Virginia Tech	L	14-20
Nov. 22	Washington & Lee	L	7-39
Nov. 30	at George Washington	W	20-19

## 1952 (1-9)

Coach: Ed Merrick

Captain: Al Pecuch

Sept. 20	Randolph-Macon	W	34-19
Sept. 26	at Boston College	L	7-14
Oct. 4	at VMI	L	14-28
Oct. 11	Washington & Lee	L	20-21
Oct. 17	at Miami (Fla.)	L	6-41
Oct. 24	at William & Mary	L	13-42
Nov. 1	Virginia Tech	L	2-20
Nov. 8	at Davidson	L	19-38
Nov. 15	at Virginia	L	0-49
Nov. 22	George Washington	L	7-29

## 1953 (5-3-1)

Coach: Ed Merrick

Captains: Al Pecuch, Corky Johns

Sept. 18	Randolph-Macon	W	28-0
Sept. 26	Davidson	W	16-0
Oct. 3	VMI	W	13-7
Oct. 10	at Virginia Tech	L	7-21
Oct. 17	at Washington & Lee	T	



# ALL-TIME RESULTS

## 1968 (8-3) 6-0 SoCon: 1st SOUTHERN CONFERENCE CHAMPIONS

**Coach: Frank Jones**  
**Cap: B. O'Brien, M. Bixiones, T. Johnson**

Sept. 14	at Toledo	L	14-31
Sept. 21	at West Virginia	L	0-17
Sept. 28	Davidson	W	24-14
Oct. 12	at The Citadel	W	21-16
Oct. 19	Furman	W	34-0
Oct. 26	at East Carolina	W	31-7
Nov. 2	VMI	W	35-0
Nov. 9	at Virginia Tech	L	18-31
Nov. 16	at Southern Mississippi	W	33-7
Nov. 23	William & Mary	W	31-6

**TANGERINE BOWL (Orlando, Fla.)**  
 Dec. 27 at Ohio University W 49-42

## 1969 (6-4) 5-1 SoCon: t-1st SOUTHERN CONFERENCE CHAMPIONS

**Coach: Frank Jones**  
**Captains: J. Crenshaw, B. Montinger**

Sept. 20	at Mississippi State	L	20-40
Sept. 27	at VMI	W	14-0
Oct. 4	at Virginia Tech	W	17-10
Oct. 11	at Davidson	L	7-37
Oct. 18	East Carolina	W	24-7
Oct. 25	at Southern Mississippi	L	28-31
Nov. 1	The Citadel	W	45-18
Nov. 8	Furman	W	37-0
Nov. 15	at West Virginia	L	21-33
Nov. 22	at William & Mary	W	28-17

## 1970 (4-6) 3-3 SoCon: t-4th

**Coach: Frank Jones**  
**Captains: John Barell, Charlie Richards**

Sept. 12	North Carolina State	W	21-6
Sept. 19	at West Virginia	L	10-49
Sept. 26	Davidson	L	5-14
Oct. 3	at Southern Mississippi	L	21-43
Oct. 10	at Furman	L	9-23
Oct. 17	at Florida	L	0-20
Oct. 24	East Carolina	W	38-12
Oct. 31	at The Citadel	W	31-14
Nov. 14	VMI	W	40-17
Nov. 21	William & Mary	L	33-34

## 1971 (5-6) 5-1 SoCon: 1st SOUTHERN CONFERENCE CHAMPIONS

**Coach: Frank Jones**  
**Cap: R. Easterling, B. Conrad, J. Haynes**

Sept. 11	North Carolina	L	0-28
Sept. 25	West Virginia	L	3-16
Oct. 2	Boston College	L	0-24
Oct. 9	at East Carolina	W	14-7
Oct. 16	VMI	W	21-6
Oct. 23	Furman	W	20-0
Oct. 30	at Southern Mississippi	L	24-31
Nov. 6	The Citadel	L	11-21
Nov. 13	Davidson	W	14-7
Nov. 20	at William & Mary	W	21-19

**TANGERINE BOWL (Orlando, Fla.)**  
 Dec. 28 Toledo L 3-28

## 1972 (6-4) 5-1 SoCon: 2nd

**Coach: Frank Jones**  
**Captains: Billy Meyers, John Nugent**

Sept. 9	at North Carolina	L	18-28
Sept. 16	at West Virginia	L	7-28
Sept. 23	Northeast Louisiana	W	17-0
Sept. 30	VMI	W	34-15
Oct. 7	East Carolina	L	0-21
Oct. 14	Southern Mississippi	L	9-34
Oct. 21	at Furman	W	37-0
Nov. 4	at The Citadel	W	21-7
Nov. 11	Davidson	W	20-14
Nov. 18	William & Mary	W	20-3

## 1973 (8-2) 5-1 SoCon: 2nd

**Coach: Frank Jones**  
**Captains: Barty Smith, Pat Kelly**

Sept. 15	at Davidson	W	42-0
Sept. 22	VMI	W	35-0
Sept. 29	Wake Forest	W	41-4
Oct. 6	at Furman	W	20-17
Oct. 13	Southern Mississippi	W	42-20
Oct. 20	West Virginia	W	38-17
Oct. 27	at Northeast Louisiana	L	8-14
Nov. 3	The Citadel	W	27-0
Nov. 10	at East Carolina	L	14-44
Nov. 17	at William & Mary	W	31-0

## 1974 (5-5) 3-3 SoCon: t-3rd

**Coach: Jim Tait**  
**Captains: H. Knight, R. Perez, A. Owens**

Sept. 7	Villanova	W	14-13
Sept. 14	at West Virginia	W	29-25
Sept. 28	at The Citadel	W	27-24
Oct. 5	Furman	L	14-24
Oct. 12	at Ball State	L	23-38
Oct. 26	at Virginia Tech	L	7-41
Nov. 2	VMI	W	17-14
Nov. 9	East Carolina	W	28-24
Nov. 16	Appalachian State	L	13-14
Nov. 23	William & Mary	L	12-54

## 1975 (5-6) 5-1 SoCon: 1st SOUTHERN CONFERENCE CHAMPIONS

**Coach: Jim Tait**  
**Captains: Rodney Elam, John Palazeti**

Sept. 13	at Cincinnati	L	6-19
Sept. 20	Furman	L	27-21
Sept. 27	at Virginia Tech	L	9-21
Oct. 4	at East Carolina	L	17-14
Oct. 11	Ball State	L	14-25
Oct. 18	VMI	W	24-19
Oct. 25	at Appalachian State	W	24-17
Nov. 1	at Georgia	L	24-28
Nov. 8	The Citadel	W	7-0
Nov. 15	West Virginia	L	13-31
Nov. 22	at William & Mary	L	21-31

## 1976 (5-6) 5-1 SoCon: 1st SOUTHERN CONFERENCE CHAMPIONS

**Coach: Jim Tait**  
**Captains: Gary Edwards, Doug McGee**

Sept. 4	at Tulsa	L	7-22
Sept. 11	at Maryland	L	7-31
Sept. 25	VMI	W	43-0
Oct. 2	at West Virginia	L	6-9
Oct. 9	at Villanova	W	24-7
Oct. 16	at The Citadel	L	13-20
Oct. 23	at Furman	W	13-9
Oct. 30	UT-Chattanooga	L	19-28
Nov. 6	East Carolina	L	10-20
Nov. 13	Virginia Tech	W	16-0
Nov. 20	William & Mary	W	21-10

## 1977 (3-8) 3-5 SoCon: 5th

**Coach: Jim Tait**  
**Captains: David Taylor, Lou Bonato**

Sept. 10	at West Virginia	L	0-36
Sept. 17	at North Carolina	L	0-31
Sept. 21	Appalachian State	W	21-13
Oct. 1	North Texas State	L	14-47
Oct. 8	at VMI	L	0-25
Oct. 15	at East Carolina	L	14-35
Oct. 22	at Virginia Tech	W	17-14
Oct. 29	at Georgia	L	7-23
Nov. 5	Furman	W	19-13
Nov. 12	Maryland	L	24-27
Nov. 19	at William & Mary	L	13-29

## 1978 (3-8) 3-5 SoCon: 5th

**Coach: Jim Tait**  
**Captains: Jeff Nixon, Ray Chase**

Sept. 2	Southern Mississippi	L	7-10
Sept. 9	at West Virginia	L	12-14
Sept. 16	at Wisconsin	L	6-7
Sept. 23	at Appalachian State	L	19-24
Sept. 30	Cincinnati	W	51-28
Oct. 7	at Villanova	L	14-17
Oct. 14	\$ East Carolina	L	6-23
Oct. 21	\$ East Carolina	L	14-21
Nov. 4	North Carolina	W	27-18
Nov. 11	at Tennessee Chatt.	L	3-18
Nov. 18	William & Mary	W	17-3

## 1979 (0-11) 0-11 SoCon: 11th

**Coach: Jim Tait**  
**Captains: Jim Coppola, Ken Gilliam**

Sept. 8	at Virginia	L	0-31
Sept. 15	at VMI	L	7-17
Sept. 22	at Wyoming	L	7-9
Sept. 29	West Virginia	L	18-20
Oct. 6	Arkansas State	L	3-24
Oct. 13	Duke	L	7-34
Oct. 20	at Virginia Tech	L	0-34
Oct. 27	at Cincinnati	L	14-17
Nov. 3	Villanova	L	3-9
Nov. 10	at East Carolina	L	10-52
Nov. 17	at William & Mary	L	10-24

## 1980 (5-6) 5-1 SoCon: 2nd

**Coach: Dal Shealy**

Sept. 6	Bowling Green	W	20-17
Sept. 13	at Villanova	W	21-7
Sept. 20	at Wyoming	L	14-35
Sept. 27	at West Virginia	L	28-31
Oct. 4	at Auburn	L	16-55
Oct. 11	East Carolina	L	22-24
Oct. 18	VMI	L	17-22
Oct. 25	Virginia Tech	W	18-7
Nov. 1	Cincinnati	W	24-10
Nov. 15	at Southern Mississippi	L	12-33
Nov. 22	William & Mary	W	26-14

## 1981 (4-7) 4-3 SoCon: 3rd

**Coach: Dal Shealy**

Sept. 5	at North Carolina State	L	21-27
Sept. 12	at Virginia Tech	L	12-28
Sept. 19	at Arkansas State	W	24-20
Sept. 26	Southern Mississippi	L	10-17
Oct. 3	James Madison	W	24-7
Oct. 10	East Carolina	L	13-17
Oct. 17	at Cincinnati	L	18-27
Nov. 7	at VMI	W	45-14
Nov. 14	Wake Forest	L	22-34
Nov. 21	at William & Mary	L	21-35
Nov. 26	Pennsylvania	W	18-12

## 1982 (0-10) 0-10 SoCon: 10th

**Coach: Dal Shealy**  
**Captains: E. Ransom, M. London, J. Brown**

Sept. 4	Virginia Tech	L	9-20
Sept. 11	at South Carolina	L	10-30
Sept. 18	at Ohio University	L	14-23
Sept. 25	at West Virginia	L	14-43
Oct. 2	at East Carolina	L	14-35
Oct. 9	at Louisville	L	0-35
Oct. 16	VMI	L	0-14
Oct. 23	Rutgers	L	14-20
Nov. 13	North Texas State	L	13-22
Nov. 20	William & Mary	L	17-28

## 1983 (3-8) 3-5 SoCon: 5th

**Coach: Dal Shealy**  
**Cap: Brown, Gillespie, Jennings, Peace**

Sept. 3	at Southern Mississippi	L	3-32
Sept. 10	Ohio U.	L	10-17
Sept. 17	Toledo	L	6-31
Sept. 24	Wake Forest	L	6-31
Oct. 8	Boston U.	L	17-26
Oct. 15	Central Florida	W	31-26
Oct. 22	at Virginia Tech	L	0-38
Oct. 29	at VMI	W	35-19
Nov. 5	James Madison	W	32-0
Nov. 12	at Colgate	L	14-43
Nov. 19	at William & Mary	L	15-24

## 1984 (8-4) 8-4 SoCon: 1st

**NCAA QUARTERFINALS**  
**Final Rank #12**  
**Coach: Dal Shealy**  
**Captains: G. Hasty, B. Starke, D. Worrell**

Sept. 1	at James Madison	W	43-12
Sept. 8	at Bowling Green	L	28-55
Sept. 15	Maine	W	30-13
Sept. 22	at Virginia Tech	L	13-21
Oct. 6	Wake Forest	L	16-29
Oct. 13	at Massachusetts	W	24-7
Oct. 20	at Villanova	W	45-3
Oct. 27	VMI	W	55-24
Nov. 3	Colgate	W	55-24
Nov. 10	at Northeastern	W	19-8
Nov. 17	William & Mary	W	33-31

## DIVISION I-AA PLAYOFFS

Nov. 24	Boston U.	W	35-33
Dec. 1	at Rhode Island	L	17-23

## 1985 (8-3) 8-3 SoCon: 1st

**Coach: Dal Shealy**  
**Final Rank #18**  
**Captains: D. Bayer, T. Lackey, L. Melvin**

Sept. 7	at Virginia Tech	W	24-14
Sept. 14	Massachusetts	W	19-14
Sept. 21	at VMI	W	28-14
Sept. 28	Western Illinois	W	38-20
Oct. 5	+ James Madison	W	38-15
Oct. 12	at Maine	W	37-24
Oct. 19	Northeastern	W	31-3
Oct. 26	at Rutgers	L	17-20
Nov. 2	at Boston U.	L	13-24
Nov. 9	Brown	W	29-13
Nov. 16	at William & Mary	L	17-28

## 1986 (4-7) 3-4 Yankee: t-5th

**Coach: Dal Shealy**  
**Captains: Troy Gray**

Sept. 6	New Hampshire	W	38-12
Sept. 13	at Massachusetts	L	21-24
Sept. 20	at Connecticut	L	22-29
Sept. 27	Delaware	L	19-20
Oct. 4	Boston U.	W	16-15
Oct. 18	VMI	W	40-9
Oct. 25	at Rhode Island	W	28-14
Nov. 1	at Georgia	L	13-28
Nov. 8	Virginia Tech	L	10-17
Nov. 15	Maine	L	11-26
Nov. 22	William & Mary	L	14-21

## 1987 (7-5) 6-1 Yankee: t-1st

**YANKEE CHAMPIONS**  
**NCAA FIRST ROUND**  
**Final Rank #17**  
**Coach: Dal Shealy**  
**Captains: John Aaron, Gary Hingst**

Sept. 5	at New Hampshire	W	14-7
Sept. 12	at Wake Forest	L	0-24
Sept. 19	Massachusetts (4ot)	W	52-51
Sept. 26	at Delaware	W	28-21
Oct. 3	Connecticut	L	14-21
Oct. 10	at James Madison	L	3-47
Oct. 17	at Maine	W	17-7
Oct. 24	Rhode Island	W	27-14
Oct. 29	at Boston U.	W	33-24
Nov. 14	Villanova	W	38-35
Nov. 21	at William & Mary	L	7-21

## DIVISION I-AA PLAYOFFS

Nov. 28	at Appalachian State	L	3-20
---------	----------------------	---	------

## 1988 (4-7) 2-6 Yankee: 9th

**Coach: Dal Shealy**  
**Cap: J. Coleman, B. Jordan, H. Fahnestock**

Sept. 10	at Connecticut	L	12-35
Sept. 17	at VMI	W	14-13
Sept. 24	Delaware	L	10-27
Oct. 1	Maine	L	3-17
Oct. 8	New Hampshire (ot)	W	23-17
Oct. 16	Boston University	W	20-17
Oct. 22	at Rhode Island	L	10-14
Oct. 29	at Villanova	L	6-45
Nov. 5	Massachusetts	L	16-26
Nov. 12	James Madison	L	13-25
Nov. 19	William & Mary	W	24-19

## 1989 (1-10) 0-8 Yankee: 9th

**Coach: Jim Marshall**  
**Captains: Tom Coles, Sam Yaffa**

Sept. 2	Villanova	L	17-20
Sept. 9	Rhode Island	L	14-45
Sept. 16	at James Madison	L	0-31
Sept. 23	VMI	W	27-22
Sept. 30	at Maine	L	16-41
Oct. 7	Boston U.	L	0-35
Oct. 14	at New Hampshire	L	7-21
Oct. 21	at Connecticut	L	3-13
Oct. 28	at Massachusetts	L	14-17
Nov. 4	at Delaware	L	17-33
Nov. 11	at Delaware	L	10-22

## 1990 (1-10) 1-7 Yankee: 9th

**Coach: Jim Marshall**  
**Captains: E. Hopkins, C. Jefferson, J. Smith**

Sept. 8	at Navy	L	17-28
Sept. 15	at Rhode Island	L	



# ALL-TIME RESULTS

## 2001 (3-8) 3-6 A-10; 1-8th

Coach: Jim Reid

Cap: D. Giles, J. Spraker, S. Gustus

Sept. 1	at Virginia	L	16-17
Sept. 22	at Vanderbilt	L	22-28
Sept. 29	<sup>14</sup> Villanova	L	30-31
Oct. 6	at Maine	L	3-14
Oct. 13	at James Madison	W	20-17
Oct. 20	at Northeastern	L	0-7
Oct. 27	<sup>4</sup> Rhode Island	W	28-0
Nov. 3	<sup>5</sup> Hofstra	L	21-35
Nov. 10	at Delaware	L	6-10
Nov. 17	<sup>25</sup> William & Mary	L	20-23
Nov. 23	at Massachusetts	W	35-7

## 2002 (4-7) 4-5 A-10; 1-6th

Coach: Jim Reid

Cap: Archie, Boyer, Richeson, West

Aug. 29	at Temple	L	7-34
Sept. 7	<sup>9</sup> Delaware	W	15-13
Sept. 21	<sup>7</sup> Furman	L	7-17
Oct. 5	Massachusetts	L	13-34
Oct. 12	at New Hampshire	L	19-20
Oct. 19	James Madison	W	26-0
Oct. 26	at Rhode Island	W	26-0
Nov. 2	<sup>20</sup> Northeastern	L	21-24
Nov. 9	at Hofstra	L	16-26
Nov. 16	<sup>11</sup> Maine	L	14-21
Nov. 23	at <sup>24</sup> William & Mary	W	35-13

## 2003 (2-9) 1-8 A-10; 11th

Coach: Jim Reid

Captains: Joe Wilson, Jon Wilson

Sept. 13	at <sup>9</sup> Delaware	L	14-44
Sept. 20	at <sup>9</sup> Furman	L	17-31
Sept. 27	Rhode Island	L	13-17
Oct. 4	at <sup>23</sup> Maine	L	10-20
Oct. 11	at James Madison	L	14-34
Oct. 18	New Hampshire	W	35-23
Oct. 25	VMI	W	35-25
Nov. 1	<sup>7</sup> Villanova	L	13-42
Nov. 8	at <sup>4</sup> Massachusetts	L	17-30
Nov. 15	at <sup>23</sup> Northeastern	L	0-45
Nov. 22	William & Mary	L	21-59

## 2004 (3-8) 0-8 A-10; 5th South

Coach: Dave Clawson

Cap: B. Neuman, M. Rogers, S. Tutt

Sept. 4	at North Carolina State	L	0-42
Sept. 11	at VMI	W	34-7
Sept. 18	at <sup>9</sup> Massachusetts	W	24-14
Sept. 25	Lafayette	L	16-21
Oct. 9	<sup>12</sup> Maine	L	25-29
Oct. 16	at <sup>24</sup> Villanova	L	10-49
Oct. 23	<sup>13</sup> James Madison	L	20-26
Oct. 30	at Hofstra	L	17-48
Nov. 6	Towson	W	24-0
Nov. 13	<sup>11</sup> Delaware	L	14-23
Nov. 20	at <sup>4</sup> William & Mary	L	14-38

## 2005 (9-4) 7-1 A-10; 1st South

ATLANTIC 10 CHAMPIONS  
NCAA QUARTERFINALS  
Final Rank #8

Coach: Dave Clawson

Cap: Burnette, Freeman, Gromin, Tutt

Sept. 1	<sup>15</sup> Massachusetts	L	6-19
Sept. 10	at Lafayette	L	0-7
Sept. 17	at Maine	W	26-21
Sept. 24	at Vanderbilt	L	13-37
Oct. 8	<sup>22</sup> Villanova	W	38-20
Oct. 15	<sup>22</sup> Delaware	W	20-10
Oct. 22	at Hofstra (Zot)	W	43-37
Oct. 29	at <sup>17</sup> James Madison	W	18-15
Nov. 5	VMI	W	38-3
Nov. 12	at Towson	W	48-21
Nov. 19	William & Mary	W	41-7

**DIVISION I-AA PLAYOFFS**

Nov. 26	at <sup>2</sup> Hampton	W	38-10
Dec. 3	<sup>1</sup> Furman	L	20-24

## 2006 (6-5) 3-5 A-10; T4th South

Coach: Dave Clawson

Cap: Altman, Campbell, Gray, McCallum

Sept. 2	at Duke	W	13-0
Sept. 16	VMI	W	58-7
Sept. 23	Bucknell	W	48-21
Sept. 30	Northeastern	W	12-7
Oct. 7	at <sup>1</sup> New Hampshire	L	17-27
Oct. 14	at Rhode Island	W	31-6
Oct. 21	Delaware	L	24-28
Oct. 28	<sup>5</sup> James Madison	L	10-27
Nov. 4	at Villanova	L	21-31
Nov. 11	Towson	L	7-31
Nov. 18	at William & Mary	W	31-14

## 2007 (11-3) 7-1 CAA; 1st South

CAA CHAMPIONS  
NCAA SEMIFINALS  
Final Rank #4

Coach: Dave Clawson

Cap: Tim Hightower, Stephen Howell

Sept. 1	at Vanderbilt	L	17-41
Sept. 8	at Northeastern	W	49-14
Sept. 22	at Bucknell	W	45-14
Sept. 29	<sup>17</sup> New Hampshire	W	45-38
Oct. 6	at Towson	L	21-23
Oct. 13	Stony Brook	W	42-0
Oct. 20	Rhode Island	W	38-6
Oct. 27	at <sup>6</sup> James Madison	W	17-16
Nov. 3	<sup>21</sup> Villanova	W	35-27
Nov. 10	at <sup>6</sup> Delaware (5ot)	W	62-56
Nov. 17	William & Mary	W	31-20

**NCAA FCS PLAYOFFS**

Nov. 24	<sup>9</sup> Eastern Kentucky	W	31-14
Dec. 1	at <sup>11</sup> Wofford	W	21-10
Dec. 7	at <sup>8</sup> Appalachian State	L	35-55

## 2008 (13-3) 6-2 CAA; 3rd South

NCAA NATIONAL CHAMPIONS  
Final Rank #1

Coach: Mike London

Cap: Crone, Sidbury, Logan, Healy

Aug. 30	at <sup>15</sup> Elon	W	28-10
Sept. 6	at Virginia	L	0-16
Sept. 13	Towson	W	45-14
Sept. 20	Maine	W	44-17
Sept. 27	at <sup>10</sup> Villanova	L	20-26
Oct. 4	at VMI	L	56-16
Oct. 11	<sup>11</sup> James Madison	L	31-38
Oct. 18	at <sup>10</sup> Massachusetts	W	30-15
Oct. 25	Georgetown	W	48-0
Nov. 8	at Hofstra	W	34-14
Nov. 15	Delaware	W	31-14
Nov. 22	at <sup>10</sup> William & Mary (ot)	W	23-20

**NCAA FCS PLAYOFFS**

Nov. 29	<sup>21</sup> Eastern Kentucky	W	38-10
Dec. 6	at <sup>2</sup> Appalachian State	W	33-13
Dec. 13	at <sup>9</sup> Northern Iowa	W	21-20

**FCS CHAMPIONSHIP • CHATTANOOGA, TENN.**

Dec. 19	<sup>5</sup> Montana	W	24-7
---------	----------------------	---	------

## 2009 (11-2) 7-1 CAA; 1st South

CAA CHAMPIONS  
NCAA QUARTERFINALS  
Final Rank #5

Coach: Mike London

Cap: Ward, McConaghy, McCracken, Williams

Sept. 5	at Duke	W	24-16
Sept. 12	at Delaware	W	16-15
Sept. 19	Hofstra	W	47-0
Sept. 26	VMI	W	38-28
Oct. 10	at <sup>11</sup> James Madison	W	21-17
Oct. 17	at Maine	W	38-21
Oct. 24	<sup>11</sup> Massachusetts	W	34-12
Oct. 31	at Towson	W	42-14
Nov. 7	<sup>4</sup> Villanova	L	20-21
Nov. 14	at Georgetown	W	49-10
Nov. 21	<sup>5</sup> William & Mary	W	13-10

**NCAA FCS PLAYOFFS**

Nov. 28	<sup>9</sup> Elon	W	16-13
Dec. 5	<sup>5</sup> Appalachian State	L	35-31

## 2010 (6-5) 4-4 CAA; T5th

Coach: Latrelle Scott

Cap: Parker, McBride, Lachenmayer

Sept. 4	at Virginia	L	13-34
Sept. 18	<sup>9</sup> Elon (ot)	W	27-21
Sept. 25	<sup>2</sup> Delaware	L	13-34
Oct. 2	Coastal Carolina	W	41-19
Oct. 9	at <sup>22</sup> New Hampshire	L	0-17
Oct. 16	at <sup>8</sup> Massachusetts	W	11-10
Oct. 23	Towson	W	28-6
Oct. 30	at <sup>3</sup> Villanova	L	7-28
Nov. 6	<sup>13</sup> James Madison (ot)	W	13-10
Nov. 13	Rhode Island	W	15-6
Nov. 20	at <sup>4</sup> William & Mary	L	3-41

## 2011 (3-8) 0-8 CAA; 10th

Coach: Wayne Lineburg (Interim)

Cap: Corp, Gray, Jackson, Goss, Graham

Sept. 3	at Duke	W	23-21
Sept. 10	Wagner	W	21-6
Sept. 17	VMI	W	34-19
Sept. 24	<sup>11</sup> New Hampshire	L	43-45
Oct. 1	at <sup>9</sup> James Madison	L	7-31
Oct. 8	at <sup>25</sup> Towson	L	28-31
Oct. 22	<sup>9</sup> Maine	L	22-23
Oct. 29	Massachusetts	L	7-28
Nov. 5	at <sup>12</sup> Old Dominion	L	28-42
Nov. 12	at <sup>15</sup> Delaware	L	10-24
Nov. 19	William & Mary	L	23-25

## 2012 (8-3) 6-2 CAA; T-1st

CAA CHAMPIONS

Final Rank #18/18

Coach: Danny Rocco

Cap: Laub, Taylor, Gaskins, McMillan, Gund

Sept. 1	at Virginia	L	19-43
Sept. 8	Gardner-Webb	W	41-8
Sept. 15	at VMI	W	47-6
Sept. 22	at Georgia State	W	35-14
Sept. 29	<sup>4</sup> Old Dominion	L	37-45
Oct. 6	at Villanova	W	28-17
Oct. 13	at <sup>12</sup> New Hampshire	L	40-44
Oct. 20	<sup>2</sup> James Madison	W	35-29
Nov. 3	Rhode Island	W	39-0
Nov. 10	Delaware	W	23-17
Nov. 17	at William & Mary	W	21-14

### Location Key:

- ! - Newport News, Va.
- # - Washington, D.C.
- \$ - Norfolk, Va.
- % - Salem, Va.
- ~ - Bluefield, W.Va.
- \* - Charlotte, N.C.
- ^ - Portsmouth, Va.
- + - Oyster Bowl, Norfolk, Va.
- ~ - London, England

xx - Digit represents the opponent's rank in the Sports Network Top 25 for that week



# SERIES RECORDS

## Alabama (0-1)

Date	Site	Result	Series
11/11/1961	Tuscaloosa, Ala.	L 0 66	0-1

**Home: 0-0 • Away: 0-1**

**Total Points: Richmond: 0 • Alabama: 66**

## Appalachian State (3-5)

Date	Site	Result	Series
11/16/1974	Richmond, Va.	L 13 14	0-1
10/25/1975	Boone, N.C.	W 24 17	1-1
9/21/1977	Richmond, Va.	W 21 13	2-1
9/23/1978	Boone, N.C.	L 19 24	2-2
11/28/1987	Boone, N.C. (NCAA)	L 3 20	2-3
12/7/2007	Boone, N.C. (NCAA)	L 35 55	2-4
12/6/2008	Boone, N.C. (NCAA)	W 33 13	3-4
12/5/2009	Richmond, Va. (NCAA)	L 31 35	3-5

**Home: 1-2 • Away: 2-3**

**Total Points: Richmond: 179 • App. State: 180**

## Arkansas State (2-1)

Date	Site	Result	Series
10/6/1979	Richmond, Va.	L 3 24	0-1
9/19/1981	Jonesboro, Ark.	W 24 20	1-1
9/30/2000	Jonesboro, Ark.	W 30 27	2-1

**Home: 0-1 • Away: 2-0**

**Total Points: Richmond: 57 • Arkansas State: 71**

## Army (0-1)

Date	Site	Result	Series
9/23/1961	West Point, N.Y.	L 6 24	0-1

**Home: 0-0 • Away: 0-1**

**Total Points: Richmond: 6 • Army: 24**

## Auburn (0-1)

Date	Site	Result	Series
10/4/1980	Auburn, Ala.	L 16 55	0-1

**Home: 0-0 • Away: 0-1**

**Total Points: Richmond: 16 • Auburn: 55**

## Ball State (0-2)

Date	Site	Result	Series
10/12/1974	Muncie, Ind.	L 23 38	0-1
10/11/1975	Richmond, Va.	L 14 25	0-2

**Home: 0-1 • Away: 0-1**

**Total Points: Richmond: 37 • Ball State: 63**

## Boston College (1-4)

Date	Site	Result	Series
11/2/1951	Chestnut Hill, Mass.	L 7 21	0-1
9/26/1952	Chestnut Hill, Mass.	L 7 14	0-2
10/31/1953	Chestnut Hill, Mass.	W 14 0	1-2
10/23/1965	Chestnut Hill, Mass.	L 7 38	1-3
10/2/1971	Richmond, Va.	L 0 24	1-4

**Home: 0-1 • Away: 1-3**

**Total Points: Richmond: 35 • Boston College: 97**

## Boston University (9-6)

Date	Site	Result	Series
10/20/1962	Boston, Mass.	W 14 7	1-0
10/8/1983	Richmond, Va.	L 17 26	1-1
11/24/1984	Richmond, Va. (NCAA)	W 35 33	2-1
11/2/1985	Boston, Ma.	L 13 24	2-2
10/4/1986	Richmond, Va.	W 56 15	3-2
10/29/1987	Boston, Ma.	W 33 24	4-2
10/16/1988	London, England	W 20 17	5-2
10/7/1989	Richmond, Va.	L 0 35	5-3
10/13/1990	Boston, Mass.	L 14 28	5-4
10/19/1991	Richmond, Va.	W 32 18	6-4
10/17/1992	Boston, Mass.	W 37 27	7-4
10/16/1993	Richmond, Va.	L 14 44	7-5
10/22/1994	Boston, Mass.	L 24 40	7-6
9/30/1995	Richmond, Va.	W 21 6	8-6
9/28/1996	Boston, Mass.	W 37 7	9-6

**Home: 4-3 • Away: 4-3 • Neutral: 1-0**

**Total Points: Richmond: 367 • Boston University: 351**

## Bowling Green (1-1)

Date	Site	Result	Series
9/6/1980	Richmond, Va.	W 20 17	1-0
9/8/1984	Bowling Green, Ohio	L 28 55	1-1

**Home: 1-0 • Away: 0-1**

**Total Points: Richmond: 48 • Bowling Green: 72**

## Brown (1-0)

Date	Site	Result	Series
11/9/1985	Richmond, Va.	W 29 13	1-0

**Home: 1-0 • Away: 0-0**

**Total Points: Richmond: 29 • Brown: 13**

## Bucknell (2-0)

Date	Site	Result	Series
9/2/2000	Richmond, Va.	W 10 7	1-0
9/23/2006	Lewisburg, Pa.	W 48 21	2-0

**Home: 1-0 • Away: 1-0**

**Total Points: Richmond: 50 • Bucknell: 28**

## Buffalo (0-2)

Date	Site	Result	Series
11/7/1964	Buffalo, N.Y.	L 13 28	0-1
10/16/1965	Buffalo, N.Y.	L 0 24	0-2

**Home: 0-0 • Away: 0-2**

**Total Points: Richmond: 13 • Buffalo: 52**

## Central Florida (1-0)

Date	Site	Result	Series
10/15/1983	Richmond, Va.	W 31 26	1-0

**Home: 1-0 • Away: 0-0**

**Total Points: Richmond: 31 • Central Florida: 26**

## Chattanooga (0-2)

Date	Site	Result	Series
10/30/1976	Richmond, Va.	L 19 28	0-1
11/11/1978	Chattanooga, Tenn.	L 3 18	0-2

**Home: 0-1 • Away: 0-1**

**Total Points: Richmond: 22 • Chattanooga: 46**

## Cincinnati (3-3)

Date	Site	Result	Series
10/27/1962	Cincinnati, Ohio	W 21 20	1-0
9/13/1975	Cincinnati, Ohio	L 6 19	1-1
9/30/1978	Richmond, Va.	W 51 28	2-1
10/27/1979	Cincinnati, Ohio	L 14 17	2-2
11/1/1980	Richmond, Va.	W 24 10	3-2
10/17/1981	Cincinnati, Ohio	L 18 27	3-3

**Home: 2-0 • Away: 1-3**

**Total Points: Richmond: 135 • Cincinnati: 121**

## The Citadel (14-13)

Date	Site	Result	Series
10/22/1937	Charleston, S.C.	L 0 26	0-1
11/5/1938	Charleston, S.C.	L 0 6	0-2
10/28/1939	Richmond, Va.	W 19 0	1-2
10/9/1954	Charleston, S.C.	W 26 0	2-2
10/7/1955	Richmond, Va.	L 12 14	2-3
10/12/1956	Richmond, Va.	W 7 3	3-3
10/19/1957	Charleston, S.C.	L 0 26	3-4
11/1/1958	Richmond, Va.	W 20 0	4-4
11/17/1959	Charleston, S.C.	L 7 8	4-5
10/15/1960	Richmond, Va.	L 12 24	4-6
10/7/1961	Charleston, S.C.	L 6 24	4-7
11/9/1963	Charleston, S.C.	W 26 6	5-7
10/10/1964	Charleston, S.C.	L 0 33	5-8
10/30/1965	Richmond, Va.	L 0 24	5-9
9/24/1966	Charleston, S.C.	L 6 24	5-10
11/11/1967	Richmond, Va.	W 20 3	6-10
10/12/1968	Charleston, S.C.	W 21 16	7-10
11/1/1969	Richmond, Va.	W 45 18	8-10
10/31/1970	Charleston, S.C.	W 31 14	9-10
11/6/1971	Richmond, Va.	L 11 21	9-11
11/4/1972	Charleston, S.C.	W 21 7	10-11
11/3/1973	Richmond, Va.	W 27 0	11-11
9/28/1974	Charleston, S.C.	W 27 24	12-11
11/8/1975	Richmond, Va.	W 7 0	13-11
10/16/1976	Charleston, SC	L 13 20	13-12
9/16/1995	Richmond, Va.	W 17 13	14-12
9/14/1996	Charleston, SC	L 10 13	14-13

**Home: 8-4 • Away: 6-9**

**Total Points: Richmond: 391 • The Citadel: 367**

## Colgate (3-1)

Date	Site	Result	Series
11/3/1983	Hamilton, N.Y.	L 14 43	0-1
11/3/1984	Richmond, Va.	W 55 24	1-1
9/7/1996	Richmond, Va.	W 13 0	2-1
9/6/1997	Hamilton, N.Y.	W 23 7	3-1

**Home: 2-0 • Away: 1-1**

**Total Points: Richmond: 105 • Colgate: 74**

## Connecticut (1-9)

Date	Site	Result	Series
9/20/1986	Storrs, Conn.	L 22 29	0-1
10/3/1987	Richmond, Va.	L 14 21	0-2
9/10/1988	Storrs, Conn.	L 12 35	0-3
10/28/1989	Richmond, Va.	L 3 13	0-4
10/27/1990	Storrs, Conn.	L 24 42	0-5
11/2/1991	Richmond, Va.	L 34 35	0-6
10/31/1992	Storrs, Conn.	L 28 30	0-7
10/30/1993	Richmond, Va.	L 3 21	0-8
9/17/1994	Storrs, Conn.	L 21 36	0-9
10/30/1999	Storrs, Conn.	W 28 21	1-9

**Home: 0-5 • Away: 1-4**

**Total Points: Richmond: 189 • Connecticut: 283**

## Coastal Carolina (1-0)

Date	Site	Result	Series
10/2/2010	Richmond, Va.	W 41 19	1-0

**Home: 1-0 • Away: 0-0**

**Total Points: Richmond: 41 • Coastal Carolina: 19**

## Cornell (1-4)

Date	Site	Result	Series
10/9/1927	Ithaca, N.Y.	L 0 53	0-1
10/10/1931	Ithaca, N.Y.	L 0 27	0-2
10/8/1932	Ithaca, N.Y.	L 0 28	0-3
10/7/1933	Ithaca, N.Y.	L 7 27	0-4
10/6/1934	Ithaca, N.Y.	W 6 0	1-4

**Home: 0-0 • Away: 1-4**

**Total Points: Richmond: 13 • Cornell: 135**

## Davidson (19-9-1)

Date	Site	Result	Series
10/23/1920	Richmond, Va.	L 0 7	0-1
10/29/1921	Richmond, Va.	T 14 14	0-1-1
10/4/1924	Davidson, N.C.	L 0 7	0-2-1
11/9/1946	Davidson, N.C.	W 26 7	1-2-1
11/8/1947	Richmond, Va.	L 7 13	1-3-1
11/6/1948	Davidson, N.C.	W 6 0	2-3-1
10/22/1949	Davidson, N.C.	W 28 7	3-3-1
11/18/1950	Richmond, Va.	L 0 39	3-4-1
10/20/1951	Richmond, Va.	W 25 6	4-4-1
11/8/1952	Davidson, N.C.	L 19 38	4-5-1
9/26/1953	Richmond, Va.	W 16 0	5-5-1
11/5/1955	Richmond, Va.	W 19 0	6-5-1
11/3/1956	Davidson, N.C.	L 0 7	6-6-1
11/16/1957	Richmond, Va.	L 19 23	6-7-1
11/15/1958	Davidson, N.C.	W 27 22	7-7-1
10/10/1959	Richmond, Va.	W 21 7	8-7-1
10/22/1960	Richmond, Va.	W 35 6	9-7-1
10/28/1961	Richmond, Va.	W 20 0	10-7-1
11/10/1962	Davidson, N.C.	W 28 20	11-7-1
10/19/1963	Richmond, Va.	W 21 13	12-7-1
10/17/1964	Davidson, N.C.	W 20 7	13-7-1
10/22/1966	Richmond, Va.	W 23 17	14-7-1
10/7/1967	Davidson, N.C.	W 24 17	15-7-1
9/28/1968	Richmond, Va.	W 24 14	16-7-1
10/11/1969	Davidson, N.C.	L 7 37	16-8-1
9/26/1970	Richmond, Va.	L 5 14	16-9-1
11/13/1971	Richmond, Va.	W 14 7	17-9-1
11/11/1972	Richmond, Va.	W 20 14	18-9-1
9/15/1973	Davidson, N.C.	W 42 0	19-9-1

**Home: 11-5-1 • Away: 8-4**

**Total Points: Richmond: 510 • Davidson: 363**

## Dayton (0-4)

Date	Site	Result	Series
9/28/1957	Dayton, Ohio	L 7 12	0-1
9/27/1958	Dayton, Ohio	L 12 13	0-2
9/19/1959	Dayton, Ohio	L 3 6	0-3
9/17/1966	Dayton, Ohio	L 0 23	0-4



# SERIES RECORDS

## Furman (15-10)

Date	Site	Result	Series
10/28/1922	Greenville, S.C.	W 13 0	1-0
10/25/1923	Richmond, Va.	L 7 22	1-1
10/17/1931	Greenville, S.C.	L 6 34	1-2
9/3/1933	Richmond, Va.	L 6 14	1-3
10/8/1948	Greenville, S.C.	W 7 0	2-3
10/8/1949	Richmond, Va.	W 12 0	3-3
11/14/1959	Richmond, Va.	W 48 14	4-3
11/11/1960	Richmond, Va.	W 35 28	5-3
11/14/1964	Richmond, Va.	L 18 19	5-4
11/13/1965	Greenville, S.C.	L 0 14	5-5
11/5/1966	Richmond, Va.	W 24 14	6-5
10/14/1967	Greenville, S.C.	W 42 14	7-5
10/19/1968	Richmond, Va.	W 34 0	8-5
11/8/1969	Richmond, Va.	W 37 0	9-5
10/10/1970	Greenville, S.C.	L 9 23	9-6
10/23/1971	Richmond, Va.	W 20 0	10-6
10/21/1972	Greenville, S.C.	W 37 0	11-6
10/6/1973	Greenville, S.C.	W 20 17	12-6
10/5/1974	Richmond, Va.	L 14 24	12-7
9/20/1975	Richmond, Va.	W 27 21	13-7
10/23/1976	Greenville, S.C.	W 13 9	14-7
11/5/1977	Richmond, Va.	W 19 13	15-7
9/21/2002	Richmond, Va.	L 7 17	15-8
9/20/2003	Greenville, S.C.	L 17 31	15-9
12/3/2005	Richmond, Va. (NCAA)	L 20 24	15-10

Home: 9-6 • Away: 6-4

Total Points: Richmond: 490 • Furman: 331

## Gardner-Webb (1-0)

Date	Site	Result	Series
9/8/2012	Richmond, Va.	W 41 8	1-0

Home: 1-0 • Away: 0-0

Total Points: Richmond: 41 • Gardner-Webb: 8

## George Washington (9-8)

Date	Site	Result	Series
11/5/1897	Richmond, Va.	L 0 22	0-1
11/7/1903	Richmond, Va.	W 22 6	1-1
10/15/1904	Washington, D.C.	L 0 17	1-2
10/29/1910	Richmond, Va.	L 15 21	1-3
10/3/1942	Washington, D.C.	L 0 27	1-4
11/30/1951	Washington, D.C.	W 20 19	2-4
11/22/1952	Richmond, Va.	L 7 29	2-5
11/21/1953	Washington, D.C.	L 7 35	2-6
10/29/1954	Washington, D.C.	W 7 0	3-6
11/12/1955	Richmond, Va.	W 7 0	4-6
11/9/1956	Washington, D.C.	L 6 32	4-7
11/9/1957	Richmond, Va.	W 13 6	5-7
10/17/1958	Washington, D.C.	W 26 6	6-7
11/7/1959	Richmond, Va.	W 26 0	7-7
11/4/1960	Washington, D.C.	L 0 16	7-8
10/14/1961	Richmond, Va.	W 16 15	8-8
11/2/1962	Washington, D.C.	W 17 14	9-8

Home: 5-3 • Away: 4-5

Total Points: Richmond: 189 • Geo Wash: 265

## Georgetown (3-5)

Date	Site	Result	Series
11/17/1894	Washington, D.C.	L 0 34	0-1
10/31/1900	Washington, D.C.	L 0 64	0-2
10/16/1909	Richmond, Va.	L 0 17	0-3
10/21/1911	Richmond, Va.	L 0 65	0-4
11/3/1934	Richmond, Va.	W 14 13	1-4
11/2/1935	Richmond, Va.	L 0 7	1-5
10/25/2008	Richmond, Va.	W 48 0	2-5
11/14/2009	Washington, D.C.	W 49 10	3-5

Home: 2-3 • Away: 1-2

Total Points: Richmond: 111, Georgetown: 210

## Georgia (0-3)

Date	Site	Result	Series
11/1/1975	Athens, Ga.	L 24 28	0-1
10/29/1977	Athens, Ga.	L 7 23	0-2
11/1/1986	Athens, Ga.	L 13 28	0-3

Home: 0-0 • Away: 0-3

Total Points: Richmond: 44 • Georgia: 79

## Georgia State (1-0)

Date	Site	Result	Series
9/22/2012	Atlanta, Ga.	W 35 14	1-0

Home: 0-0 • Away: 1-0

Total Points: Richmond: 35 • Georgia State: 14

## Hampton (1-0)

Date	Site	Result	Series
11/26/05	Hampton, Va. (NCAA)	W 38 10	1-0

Home: 0-0 • Away: 1-0

Total Points: Richmond: 38 • Hampton: 10

## Hofstra (4-3)

Date	Site	Result	Series
10/16/1999	Hempstead, N.Y.	W 31 21	1-0
11/3/2001	Richmond, Va.	L 21 35	1-1
11/9/2002	Hempstead, N.Y.	L 16 26	1-2
10/30/2004	Hempstead, N.Y.	L 17 48	1-3
10/22/2005	Richmond, Va. (Zot)	W 43 37	2-3
11/8/2008	Hempstead, N.Y.	W 34 14	3-3
9/19/2009	Richmond, Va.	W 47 0	4-3

Home: 2-1 • Away: 2-2

Total Points: Richmond: 209 • Hofstra: 181

## Holy Cross (0-1)

Date	Site	Result	Series
10/31/1964	Worcester, Mass.	L 22 36	0-1

Home: 0-0 • Away: 0-1

Total Points: Richmond: 22 • Holy Cross: 36

## James Madison (17-13)

Date	Site	Result	Series
10/3/1981	Richmond, Va.	W 24 7	1-0
11/5/1983	Richmond, Va.	W 32 0	2-0
9/1/1984	Harrisonburg, Va.	W 43 12	3-0
10/5/1985	# Norfolk, Va.	W 38 15	4-0
10/10/1987	Harrisonburg, Va.	L 3 41	4-1
11/12/1988	Richmond, Va.	L 13 25	4-2
9/16/1989	Harrisonburg, Va.	L 0 31	4-3
9/22/1990	Richmond, Va.	L 0 29	4-4
10/26/1991	Harrisonburg, Va.	L 42 47	4-5
9/12/1992	Richmond, Va.	W 49 40	5-5
9/11/1993	Harrisonburg, Va.	W 20 13	6-5
10/29/1994	Richmond, Va.	L 16 29	6-6
10/28/1995	Harrisonburg, Va.	W 34 33	7-6
10/19/1996	Richmond, Va.	L 27 31	7-7
10/25/1997	Harrisonburg, Va.	W 26 21	8-7
10/3/1998	Richmond, Va.	W 28 7	9-7
11/13/1999	Harrisonburg, Va.	L 13 31	9-8
11/11/2000	Richmond, Va.	W 21 2	10-8
10/13/2001	Harrisonburg, Va.	W 20 17	11-8
10/19/2002	Richmond, Va.	W 26 0	12-8
10/11/2003	Harrisonburg, Va.	L 14 34	12-9
10/23/2004	Richmond, Va.	L 20 26	12-10
10/29/2005	Harrisonburg, Va.	W 18 15	13-10
10/28/2006	Richmond, Va.	L 10 27	13-11
10/27/2007	Harrisonburg, Va.	W 17 16	14-11
10/11/2008	Richmond, Va.	L 31 38	14-12
10/10/2009	Harrisonburg, Va.	W 21 17	15-12
11/6/2010	Richmond, Va. (ot)	W 13 10	16-12
10/1/2011	Harrisonburg, Va.	L 7 31	16-13
10/20/2012	Richmond, Va.	W 35 29	17-13

# Oyster Bowl

Home: 8-7 • Away: 8-6 • Neutral: 1-0

Total Points: Richmond: 661 • James Madison: 674

## Lafayette (0-3)

Date	Site	Result	Series
9/30/1922	Easton, Pa.	L 0 34	0-1
9/25/2004	Richmond, Va.	L 16 21	0-2
10/10/05	Easton, Pa.	L 0 7	0-3

Home: 0-1 • Away: 0-2

Total Points: Richmond: 16 • Lafayette: 62

## Lehigh (0-1)

Date	Site	Result	Series
11/28/1998	Richmond, Va.	L 23 24	0-1

Home: 0-1 • Away: 0-0

Total Points: Richmond: 23 • Lehigh: 24

## Louisville (0-1)

Date	Site	Result	Series
10/16/1982	Louisville, Ky.	L 0 35	0-1

Home: 0-0 • Away: 0-1

Total Points: Richmond: 0 • Louisville: 35

## Maine (12-11)

Date	Site	Result	Series
9/15/1984	Richmond, Va.	W 30 13	1-0
10/12/1985	Orono, Maine	W 37 24	2-0
11/15/1986	Richmond, Va.	L 11 26	2-1
10/17/1987	Orono, Maine	W 17 7	3-1
10/1/1988	Richmond, Va.	L 3 17	3-2
9/30/1989	Orono, Maine	L 16 41	3-3
9/29/1990	Richmond, Va.	W 24 16	4-3
10/5/1991	Orono, Maine	L 15 19	4-4
10/3/1992	Richmond, Va.	W 28 6	5-4
10/9/1993	Orono, Maine	W 17 14	6-4
10/8/1994	Richmond, Va.	L 10 24	6-5
10/4/1997	Richmond, Va.	W 17 14	7-5
10/17/1998	Orono, Maine	W 35 10	8-5
9/18/1999	Orono, Maine	L 14 21	8-6
10/21/2000	Richmond, Va.	W 17 6	9-6

Date	Site	Result	Series
10/6/2001	Orono, Maine	L 3 14	9-7
11/16/2002	Richmond, Va.	L 14 21	9-8
10/4/2003	Orono, Maine	L 10 20	9-9
10/9/2004	Richmond, Va.	L 25 29	9-10
9/17/2005	Orono, Maine	W 36 21	10-10
9/20/2008	Richmond, Va.	W 44 17	11-10
10/17/2009	Orono, Maine	W 38 21	12-10
10/22/2011	Richmond, Va.	L 22 23	12-11

Home: 6-6 • Away: 6-5

Total Points: Richmond: 473 • Maine: 424

## Maryland (4-12-2)

Date	Site	Result	Series
10/5/1907	Richmond, Va.	W 11 5	1-0
10/3/1908	Richmond, Va.	W 22 0	2-0
10/2/1909	Richmond, Va.	L 0 12	2-1
10/1/1910	Richmond, Va.	L 0 20	2-2
9/30/1911	Richmond, Va.	T 0 0	2-2-1
10/5/1912	Richmond, Va.	L 0 46	2-3-1
10/13/1913	College Park, Md.	L 0 45	2-4-1
10/7/1922	Richmond, Va.	T 0 0	2-4-2
10/11/1923	Washington, D.C.	L 0 23	2-5-2
10/11/1924	Richmond, Va.	L 0 38	2-6-2
11/7/1936	Richmond, Va.	L 0 12	2-7-2
9/24/1938	College Park, Md.	W 19 6	3-7-2
10/6/1945	College Park, Md.	L 0 21	3-8-2
10/5/1946	College Park, Md.	W 37 7	4-8-2
10/10/1947	College Park, Md.	L 6 18	4-9-2
9/25/1948	Richmond, Va.	L 0 19	4-10-2
9/11/1976	College Park, Md.	L 7 31	4-11-2
11/12/1977	Richmond, Va.	L 24 27	4-12-2

Home: 2-7-2 • Away: 2-4 • Neutral: 0-1

Total Points: Richmond: 126 • Maryland: 311

## Massachusetts (12-14)

Date	Site	Result	Series
10/13/1984	Amherst, Mass.	W 24 7	1-0
9/14/1985	Richmond, Va.	W 19 14	2-0
9/13/1986	Amherst, Mass.	L 21 24	2-1
9/19/1987	Richmond, Va. (4ot)	W 52 51	3-1
11/5/1988	Richmond, Va.	L 16 26	3-2
11/4/1989	Amherst, Mass.	L 14 17	3-3
11/3/1990	Richmond, Va.	L 9 26	3-4
11/9/1991	Amherst, Mass.	L 14 42	3-5
11/7/1992	Richmond, Va.	L 13 17	3-6
11/6/1993	Amherst, Mass.	L 24 29	3-7
9/10/1994	Richmond, Va.	W 14 13	4-7
9/9/1995	Amherst, Mass.	W 21 7	5-7
9/21/1996	Richmond, Va. (ot)	L 17 23	5-8
8/30/1997	Amherst, Mass.	W 21 6	6-8
9/12/1998	Richmond, Va.	L 17 22	6-9
11/6/1999	Richmond, Va.	L 6 33	6-10
9/16/2000	Richmond, Va.	W 31 24	7-10
11/23/2001	Amherst, Mass.	W 35 7	8-10
10/5/2002	Richmond, Va.	L 13 34	8-11
11/8/2003	Amherst, Mass.	L 17 30	8-12
9/18/2004	Amherst, Mass.	W 24 14	9-12
9/1/2005	Richmond, Va.	L 6 19	9-13
10/18/2008	Amherst, Mass.	W 30 15	10-13
10/24/2009	Richmond, Va.	W 34 12	11-13
10/16/2010	Amherst, Mass.	W 11 10	12-13
10/29/2011	Richmond, Va.	L 7 28	12-14

Home: 5-9 • Away: 7-5

Total Points: Richmond: 520, Massachusetts: 536

## Miami, Fla. (0-1)

Date	Site	Result	Series
10/17/1952	Miami, Fla.	L 6 41	0-1

Home: 0-0 • Away: 0-1

Total Points: Richmond: 6 • Miami: 41

## Mississippi State (0-2)

Date	Site	Result	Series
10/1/1966	Starkville, Miss.	L 0 20	0-1
9/20/1969	Starkville, Miss.	L 14 17	0-2

# SERIES RECORDS



10/24/1998	Boston, Mass.	W 21	20	6-2
10/20/2001	Boston, Mass.	L 0	7	6-3
11/2/2002	Richmond, Va.	L 21	24	6-4
11/15/2003	Boston, Mass.	L 0	45	6-5
9/30/2006	Richmond, Va.	W 12	7	7-5
9/8/2007	Boston, Mass.	W 49	14	8-5

**Home: 4-2 • Away: 4-3**

**Total Points: Richmond: 253 • Northeastern: 231**

## Northern Iowa (1-0)

Date	Site	Result	Series
12/13/2008	Cedar Falls, Iowa NCAA	W 21 20	1-0

**Home: 0-0 • Away: 1-0**

**Total Points: Richmond: 21 • Northern Iowa: 20**

## Old Dominion (0-2)

Date	Site	Result	Series
11/5/2011	Norfolk, Va.	L 28 42	0-1
9/29/2012	Richmond, Va.	L 37 45	0-2

**Home: 0-1 • Away: 0-1**

**Total Points: Richmond: 65 • Old Dominion: 87**

## Ohio (1-2)

Date	Site	Result	Series
12/27/1968	Orlando, Fla. TANGERINE BOWL	W 49 42	1-0
9/18/1982	Columbus, Ohio	L 14 23	1-1
9/10/1983	Richmond, Va.	L 10 17	1-2

**Home: 0-1 • Away: 0-0 • Neutral: 1-1**

**Total Points: Richmond: 73 • Ohio: 82**

## Pennsylvania (2-0)

Date	Site	Result	Series
11/26/1981	Richmond, Va.	W 18 12	1-0
9/29/1998	Philadelphia, Pa.	W 34 18	2-0

**Home: 1-0 • Away: 1-0**

**Total Points: Richmond: 52 • Pennsylvania: 30**

## Rhode Island (14-5)

Date	Site	Result	Series
12/1/1984	Kingston, R.I. NCAA	L 17 23	0-1
10/25/1986	Kingston, R.I.	W 28 14	1-1
10/24/1987	Richmond, Va.	W 27 14	2-1
10/22/1988	Kingston, R.I.	L 10 14	2-2
9/9/1989	Richmond, Va.	L 14 45	2-3
9/15/1990	Kingston, R.I.	L 0 37	2-4
9/14/1991	Richmond, Va.	W 19 10	3-4
9/26/1992	Kingston, R.I.	W 46 14	4-4
11/8/1997	Richmond, Va.	W 27 11	5-4
9/19/1998	Kingston, R.I. (ot)	W 20 17	6-4
10/9/1999	Richmond, Va.	W 41 38	7-4
11/4/2000	Kingston, R.I. (ot)	W 13 10	8-4
10/27/2001	Richmond, Va.	W 28 0	9-4
10/26/2002	Kingston, R.I.	W 26 0	10-4
9/27/2003	Richmond, Va.	L 13 17	10-5
10/14/2006	Kingston, R.I.	W 31 6	11-5
10/20/2007	Richmond, Va.	W 38 6	12-5
11/13/2010	Richmond, Va.	W 15 6	13-5
11/3/2012	Richmond, Va.	W 39 0	14-5

**Home: 8-2 • Away: 6-3**

**Total Points: Richmond: 452 • Rhode Island: 282**

## Rutgers (0-6-1)

Date	Site	Result	Series
11/10/1923	New Brunswick, N.J.	L 0 53	0-1
10/14/1939	New Brunswick, N.J.	T 6 6	0-1-1
10/26/1957	New Brunswick, N.J.	L 13 26	0-2-1
10/11/1958	New Brunswick, N.J.	L 12 23	0-3-1
10/30/1982	Richmond, Va.	L 14 20	0-4-1
10/26/1985	New Brunswick, N.J.	L 17 20	0-5-1
9/5/1998	New Brunswick, N.J.	L 6 7	0-6-1

**Home: 0-1 • Away: 0-5-1**

**Total Points: Richmond: 68 • Rutgers: 155**

## South Carolina (0-1)

Date	Site	Result	Series
9/11/1982	Columbia, S.C.	L 10 30	0-1

**Home: 0-0 • Away: 0-1**

**Total Points: Richmond: 10 • South Carolina: 30**

## Southern Mississippi (2-14)

Date	Site	Result	Series
9/22/1962	Hattiesburg, Miss.	L 0 29	0-1
10/12/1963	Hattiesburg, Miss.	L 0 7	0-2
10/3/1964	Hattiesburg, Miss.	L 9 14	0-3
10/2/1965	Hattiesburg, Miss.	L 7 28	0-4
10/29/1966	Hattiesburg, Miss.	L 0 27	0-5
11/4/1967	Hattiesburg, Miss.	L 7 19	0-6
11/16/1968	Hattiesburg, Miss.	W 33 7	1-6
10/25/1969	Hattiesburg, Miss.	L 28 31	1-7
10/3/1970	Hattiesburg, Miss.	L 21 43	1-8
10/30/1971	Hattiesburg, Miss.	L 24 31	1-9
10/14/1972	Richmond, Va.	L 9 32	1-10

10/13/1973	Richmond, Va.	W 42	20	2-10
9/2/1978	Richmond, Va.	L 7	10	2-11
11/15/1980	Hattiesburg, Miss.	L 12	33	2-12
9/26/1981	Richmond, Va.	L 10	17	2-13
9/3/1983	Hattiesburg, Miss.	L 3	32	2-14

**Home: 1-3 • Away: 1-11**

**Total Points: Richmond: 212 • Southern Miss.: 380**

## Stetson (0-1)

Date	Site	Result	Series
11/10/1951	Deland, Fla.	L 14 19	0-1

**Home: 0-0 • Away: 0-1**

**Total Points: Richmond: 14 • Stetson: 19**

## Stony Brook (1-0)

Date	Site	Result	Series
10/13/2007	Richmond, Va.	W 42 0	1-0

**Home: 1-0 • Away: 0-0**

**Total Points: Richmond: 42 • Stony Brook 0**

## Syracuse (0-1)

Date	Site	Result	Series
11/16/1963	Syracuse, N.Y.	L 0 50	0-1

**Home: 0-0 • Away: 0-1**

**Total Points: Richmond: 0 • Syracuse: 50**

## Temple (0-1)

Date	Site	Result	Series
8/29/2002	Philadelphia, Pa.	L 7 34	0-1

**Home: 0-0 • Away: 0-1**

**Total Points: Richmond: 7 • Temple: 34**

## Tennessee (0-1)

Date	Site	Result	Series
9/21/1963	Knoxville, Tenn.	L 6 34	0-1

**Home: 0-0 • Away: 0-1**

**Total Points: Richmond: 6 • Tennessee: 34**

## Toledo (0-3)

Date	Site	Result	Series
9/14/1968	Toledo, Ohio	L 14 31	0-1
12/28/1971	Orlando, Fla. TANGERINE BOWL	L 3 28	0-2
9/17/1983	Richmond, Va.	L 6 31	0-3

**Home: 0-1 • Away: 0-1 • Neutral: 0-1**

**Total Points: Richmond: 23 • Toledo: 82**

## Towson (5-4)

Date	Site	Result	Series
11/6/2004	Richmond, Va.	W 24 0	1-0
11/12/2005	Towson, Md.	W 48 21	2-0
11/11/2006	Richmond, Va.	L 7 31	2-1
10/6/2007	Towson, Md.	L 21 23	2-2
9/13/2008	Richmond, Va.	W 45 14	3-2
10/31/2009	Towson, Md.	W 42 14	4-2
10/23/2010	Richmond, Va.	W 28 6	5-3
10/8/2011	Towson, Md.	L 28 31	5-4

**Home: 3-1 • Away: 2-2**

**Total Points: Richmond: 243 • Towson: 150**

## Tulane (0-1)

Date	Site	Result	Series
11/26/1903	New Orleans, La.	L 5 18	0-1

**Home: 0-1 • Away: 0-0**

**Total Points: Richmond: 5 • Tulane: 18**

## Tulsa (0-1)

Date	Site	Result	Series
9/4/1976	Tulsa, Okla.	L 7 22	0-1

**Home: 0-0 • Away: 0-1**

**Total Points: Richmond: 7 • Tulsa: 22**

## Vanderbilt (0-3)

Date	Site	Result	Series
9/22/2001	Nashville, Tenn.	L 22 28	0-1
9/24/2005	Nashville, Tenn.	L 13 37	0-2
9/12/2007	Nashville, Tenn.	L 17 41	0-3

**Home: 0-0 • Away: 0-2**

**Total Points: Richmond: 52 • Vanderbilt: 106**

## Villanova (10-21)

Date	Site	Result	Series
10/29/1955	Villanova, Pa.	L 14 16	0-1
10/25/1958	Villanova, Pa.	L 6 13	0-2
9/7/1974	Richmond, Va.	W 14 13	1-2
10/9/1976	Villanova, Pa.	W 24 7	2-2
10/7/1978	Villanova, Pa.	L 14 17	2-3
11/3/1979	Richmond, Va.	L 3 9	2-4
9/13/1980	Villanova, Pa.	W 21 7	3-4
11/14/1987	Richmond, Va.	W 38 35	4-4
10/29/1988	Villanova, Pa.	L 6 45	4-5
9/21/1989	Richmond, Va.	L 17 20	4-6
10/19/1990	Villanova, Pa.	L 10 24	4-7
9/21/1991	Richmond, Va.	L 3 35	4-8
9/19/1992	Villanova, Pa.	L 33 36	4-9

9/25/1993	Richmond, Va.	W 21	7	5-9
10/1/1994	Villanova, Pa.	L 6	38	5-10
11/18/1995	Villanova, Pa.	L 0	28	5-11
10/26/1996	Richmond, Va.	L 3	20	5-12
10/18/1997	Richmond, Va.	L 29	40	5-13
11/7/1998	Villanova, Pa.	W 28	14	6-13
9/11/1999	Richmond, Va.	L 30	35	6-14
10/28/2000	Villanova, Pa.	W 28	18	7-14
9/29/2001	Richmond, Va.	L 30	31	7-15
11/1/2003	Richmond, Va.	L 13	42	7-16
10/16/2004	Villanova, Pa.	L 10	49	7-17
10/8/2005	Richmond, Va.	W 38	20	8-17
11/4/2006	Villanova, Pa.	L 21	31	8-18
11/13/2007	Richmond, Va.	W 35	27	9-18
9/27/2008	Villanova, Pa.	L 26	20	9-19
11/7/2009	Richmond, Va.	W 20	21	9-20
10/30/2010	Villanova, Pa.	L 7	28	9-21
10/6/2012	Villanova, Pa.	W 28	17	10-21

**Home: 5-9 • Away: 5-12**

**Total Points: Richmond: 576 • Villanova: 763**

## Virginia (2-27-2)

Date	Site	Result	Series
10/9/1893	Charlottesville, Va.	L 4 34	0-1
10/2/1894	Charlottesville, Va.	L 0 48	0-2
10/18/1894	Richmond, Va.	L 0 28	0-3
11/12/1895	Charlottesville, Va.	L 0 60	0-4
10/10/1900	Charlottesville, Va.	L 0 51	0-5
10/3/1906	Charlottesville, Va.	L 0 22	0-6
10/27/1906	Charlottesville, Va.	L 6 12	0-7
10/2/1907	Charlottesville, Va.	L 0 38	0-8
10/10/1914	Charlottesville, Va.	L 0 62	0-9
10/9/1915	Charlottesville, Va.	L 0 74	0-10
10/14/1916	Charlottesville, Va.	L 0 21	0-11
10/4/1919	Charlottesville, Va.	T 0 0	0-11-1
10/8/1921	Charlottesville, Va.	L 0 14	0-12-1
10/14/1922	Charlottesville, Va.	L 6 14	0-13-1
10/4/1923	Charlottesville, Va.	L 0 9	0-14-1
10/10/1925	Charlottesville, Va.	L 0 19	0-15-1
10/11/1941	Charlottesville, Va.	L 0 44	0-16-1
10/17/1942	Richmond, Va.	T 7 7	0-16-2
10/9/1943	Charlottesville, Va.	W 16 7	1-16-2
11/1/1944	Richmond, Va.	L 0 39	1-17-2
11/11/1945	Charlottesville, Va.	L 0 45	1-18-2
11/2/1946	Richmond, Va.	W 19 7	2-18-2
11/1/1947	Charlottesville, Va.	L 0 34	2-19-2
11/15/1952	Charlottesville, Va.	L 0 49	2-20-2
9/8/1979	Charlottesville, Va.	L 0 31	2-21-2
9/13/1997	Charlottesville, Va.	L 7 26	2-22-2
9/9/2000	Charlottesville, Va.	L 6 34	2-23-2
9/1/2001	Charlottesville, Va.	L 16 17	2-24-2
9/6/2008	Charlottesville, Va.	L 0 16	2-25-2
9/4/2010	Charlottesville, Va.	L 13 34	2-26-2
9/1/2012	Charlottesville, Va.	L 19 43	2-27-2

**Home: 1-2-1 • Away: 1-25-1**

**Total Points: Richmond: 119 • Virginia: 939**

## VMI (43-40-5)

Date	Site	Result	Series
11/10/1893	Lexington, Va.	L 0 34	0-1
11/11/1895	Lexington, Va.	L 0 44	0-2
10/29/1898	Lexington, Va.	L 0 16	0-3
10/28/1901	Lexington, Va.	L 0 79	0-4
10/25/1902	Lexington, Va.	L 0 33	0-5
11/17/1906	Richmond, Va.	W 6 4	1-5
11/4/1911	Lexington, Va.	L 0 38	1-6
10/3/1914	Lexington, Va.	L 0 10	1-7
10/16/1915	Lexington, Va.	L 6 13	1-8
9/25/1926	Lexington, Va.	L 0 10	1-9
9/24/1927	Lexington, Va.	L 0 22	1-10
9/29/1928	Lexington, Va.	T 6	



# SERIES RECORDS

## Wagner (1-0)

Date	Site	Result	Series
9/10/2011	Richmond, Va.	W 21 6	1-0

Home: 1-0 • Away: 0-0

Total Points: Richmond: 21 • Wagner: 6

## Wake Forest (6-10-1)

Date	Site	Result	Series
12/10/1889	Richmond, Va.	L 14 32	0-1
10/24/1892	Richmond, Va.	L 0 16	0-2
11/5/1909	Winston-Salem, N.C.	W 5 0	1-2
10/18/1913	Winston-Salem, N.C.	W 14 13	2-2
11/13/1920	Richmond, Va.	W 20 7	3-2
11/5/1921	Richmond, Va.	W 41 0	4-2
10/6/1928	Richmond, Va.	L 13 14	4-3
10/5/1929	Richmond, Va.	L 0 19	4-3
11/19/1934	Charlotte, N.C.	W 39 6	5-3
9/30/1950	Winston-Salem, N.C.	L 0 43	5-4
10/6/1951	Winston-Salem, N.C.	L 6 56	5-5
10/24/1954	Richmond, Va.	T 13 13	5-5-1
11/6/1954	Richmond, Va.	L 13 0	5-6-1
9/29/1973	Richmond, Va.	W 41 0	6-6-1
11/14/1981	Richmond, Va.	L 22 34	6-7-1
9/24/1983	Richmond, Va.	L 6 31	6-8-1
10/6/1984	Richmond, Va.	L 16 29	6-9-1
9/12/1987	Winston-Salem, N.C.	L 0 24	6-10-1

Home: 3-7-1 • Away: 2-3 • Neutral: 1-0

Total Points: Richmond: 237 • Wake Forest: 310

## West Virginia (3-21-1)

Date	Site	Result	Series
10/14/1950	Morgantown, W.Va.	L 7 46	0-1
10/13/1951	Morgantown, W.Va.	L 0 24	0-2
9/24/1955	Morgantown, W.Va.	L 12 33	0-3
9/29/1956	Morgantown, W.Va.	L 6 30	0-4
9/20/1958	Morgantown, W.Va.	L 22 66	0-5
9/26/1959	Morgantown, W.Va.	L 7 10	0-6
10/8/1960	Morgantown, W.Va.	T 6 6	0-6-1
9/16/1961	Morgantown, W.Va.	W 35 26	1-6-1
9/19/1964	Richmond, Va.	L 10 20	1-7-1
9/18/1965	Morgantown, W.Va.	L 0 56	1-8-1
9/16/1967	Richmond, Va.	L 6 27	1-9-1
9/21/1968	Morgantown, W.Va.	L 0 17	1-10-1
11/15/1969	Morgantown, W.Va.	L 21 33	1-11-1
9/19/1970	Morgantown, W.Va.	L 10 49	1-12-1
9/25/1971	Richmond, Va.	L 3 16	1-13-1
9/16/1972	Morgantown, W.Va.	L 7 28	1-14-1
10/20/1973	Richmond, Va.	W 38 17	2-14-1
9/14/1974	Morgantown, W.Va.	W 29 25	3-14-1
11/15/1975	Richmond, Va.	L 13 31	3-15-1
10/2/1976	Morgantown, W.Va.	L 6 9	3-16-1
9/10/1977	Morgantown, W.Va.	L 0 36	3-17-1
9/9/1978	Morgantown, W.Va.	L 12 14	3-18-1
9/29/1979	Richmond, Va.	L 18 20	3-19-1
9/27/1980	Morgantown, W.Va.	L 28 31	3-20-1
9/25/1982	Morgantown, W.Va.	L 10 43	3-21-1

Home: 1-5 • Away: 2-17-1

Total Points: Richmond: 306 • West Virginia: 713

## Western Illinois (1-0)

Date	Site	Result	Series
9/28/1985	Richmond, Va.	W 38 20	1-0

Home: 1-0 • Away: 0-0

Total Points: Richmond: 38 • Western Illinois: 20

## William & Mary (56-61-5)

"The South's Oldest Football Rivalry"

Date	Site	Result	Series
11/19/1898	Richmond, Va.	W 15 0	1-0
10/21/1899	Richmond, Va.	W 41 0	2-0
11/9/1901	Williamsburg, Va.	W 27 11	3-0
11/14/1903	Richmond, Va.	W 24 0	4-0
11/4/1904	Williamsburg, Va.	L 6 15	4-1
10/11/1905	Richmond, Va.	T 0 0	4-1-1
10/18/1905	Richmond, Va.	L 0 4	4-2-1
11/8/1905	Richmond, Va.	W 23 4	5-2-1
11/3/1906	Williamsburg, Va.	W 24 0	6-2-1
11/28/1906	Newport News, Va.	W 6 0	7-2-1
11/28/1907	Newport News, Va.	W 48 0	8-2-1
11/21/1908	Richmond, Va.	L 18 21	8-3-1
11/20/1909	Richmond, Va.	L 0 17	8-4-1
11/19/1910	Richmond, Va.	L 6 18	8-5-1
11/11/1911	Williamsburg, Va.	L 0 3	8-6-1
11/9/1912	Richmond, Va.	W 20 0	9-6-1
11/8/1913	Newport News, Va.	W 20 13	10-6-1
11/22/1913	Williamsburg, Va.	W 20 13	11-6-1
10/24/1914	Williamsburg, Va.	W 7 3	12-6-1
11/21/1914	Richmond, Va.	W 32 0	13-6-1
10/23/1915	Williamsburg, Va.	W 28 0	14-6-1
11/20/1915	Richmond, Va.	W 40 0	15-6-1
10/28/1916	Richmond, Va.	W 48 0	16-6-1
11/18/1916	Williamsburg, Va.	T 0 0	16-6-2
10/13/1917	Richmond, Va.	W 28 0	17-6-2
11/17/1917	Williamsburg, Va.	W 19 0	18-6-2
11/30/1918	Williamsburg, Va.	W 7 0	19-6-2
10/18/1919	Williamsburg, Va.	L 0 7	19-7-2
11/8/1919	Richmond, Va.	W 17 0	20-7-2
11/28/1919	Richmond, Va.	W 21 0	21-7-2
10/20/1920	Williamsburg, Va.	W 13 0	22-7-2
11/24/1921	Richmond, Va.	W 17 7	23-7-2
11/30/1922	Richmond, Va.	W 13 3	24-7-2
11/29/1923	Richmond, Va.	L 6 27	24-8-2
11/27/1924	Richmond, Va.	L 6 20	24-9-2
11/25/1925	Richmond, Va.	L 0 14	24-10-2
11/25/1926	Richmond, Va.	L 0 14	24-11-2
11/23/1927	Richmond, Va.	T 0 0	24-11-3
11/19/1928	Richmond, Va.	L 0 7	24-12-3
11/28/1929	Richmond, Va.	L 0 25	24-13-3
11/24/1930	Richmond, Va.	L 0 19	24-14-3
11/26/1931	Richmond, Va.	W 6 2	25-14-3
11/24/1932	Richmond, Va.	W 18 7	26-14-3
11/26/1933	Richmond, Va.	L 0 6	26-15-3
11/29/1934	Richmond, Va.	W 6 0	27-15-3
11/28/1935	Richmond, Va.	T 6 6	27-15-4
11/26/1936	Richmond, Va.	W 7 0	28-15-4
11/25/1937	Richmond, Va.	W 6 0	29-15-4
11/24/1938	Richmond, Va.	W 10 7	30-15-4
11/25/1939	Richmond, Va.	L 0 7	30-16-4
11/21/1940	Richmond, Va.	L 0 16	30-17-4
11/20/1941	Richmond, Va.	L 3 33	30-18-4
11/26/1942	Richmond, Va.	L 0 10	30-19-4
11/30/1944	Richmond, Va.	L 0 40	30-20-4
11/22/1945	Richmond, Va.	L 0 33	30-21-4
11/28/1946	Richmond, Va.	L 0 40	30-22-4
11/27/1947	Richmond, Va.	L 0 35	30-23-4
10/30/1948	Williamsburg, Va.	L 6 14	30-24-4
10/29/1949	Richmond, Va.	L 0 34	30-25-4
12/2/1950	Williamsburg, Va.	L 6 40	30-26-4
10/27/1951	Richmond, Va.	L 14 20	30-27-4
10/24/1952	Williamsburg, Va.	L 13 42	30-28-4
11/14/1953	Richmond, Va.	L 0 21	30-29-4
11/25/1954	Richmond, Va.	L 0 2	30-30-4
11/24/1955	Richmond, Va.	T 6 6	30-30-5
11/22/1956	Richmond, Va.	W 6 0	31-30-5
11/28/1957	Richmond, Va.	W 12 7	32-30-5
11/27/1958	Richmond, Va.	L 15 18	32-31-5
11/21/1959	Richmond, Va.	W 20 12	33-31-5
11/24/1960	Richmond, Va.	W 19 0	34-31-5
11/23/1961	Richmond, Va.	W 36 18	35-31-5
11/22/1962	Williamsburg, Va.	W 15 3	36-31-5
11/23/1963	Richmond, Va.	L 6 29	36-32-5
11/26/1964	Richmond, Va.	L 13 33	36-33-5
11/20/1965	Richmond, Va.	L 0 21	36-34-5
11/19/1966	Richmond, Va.	L 19 35	36-35-5
11/19/1967	Williamsburg, Va.	W 16 7	37-35-5
11/23/1968	Richmond, Va.	W 31 6	38-35-5
11/22/1969	Williamsburg, Va.	W 28 17	39-35-5
11/21/1970	Richmond, Va.	L 33 34	39-36-5
11/20/1971	Williamsburg, Va.	W 21 19	40-36-5
11/18/1972	Richmond, Va.	W 20 3	41-36-5
11/17/1973	Williamsburg, Va.	W 31 0	42-36-5
11/23/1974	Richmond, Va.	L 12 54	42-37-5
11/22/1975	Williamsburg, Va.	L 21 31	42-38-5
11/20/1976	Richmond, Va.	W 21 10	43-38-5
11/19/1977	Williamsburg, Va.	L 13 29	43-39-5
11/18/1978	Richmond, Va.	W 17 3	44-39-5
11/17/1979	Williamsburg, Va.	L 10 24	44-40-5
11/22/1980	Richmond, Va.	W 26 14	45-40-5
11/21/1981	Williamsburg, Va.	L 21 35	45-41-5
11/20/1982	Richmond, Va.	L 17 28	45-42-5
11/19/1983	Williamsburg, Va.	L 15 24	45-43-5
11/17/1984	Richmond, Va.	W 33 31	46-43-5

11/16/1985	Williamsburg, Va.	L 17 28	46-44-5
11/22/1986	Richmond, Va.	L 14 21	46-45-5
11/21/1987	Williamsburg, Va.	L 7 21	46-46-5
11/19/1988	Richmond, Va.	W 24 19	47-46-5
11/18/1989	Williamsburg, Va.	L 10 22	47-47-5
11/17/1990	Richmond, Va.	L 10 31	47-48-5
11/23/1991	Williamsburg, Va.	L 7 49	47-49-5
11/21/1992	Richmond, Va.	L 19 34	47-50-5
11/20/1993	Williamsburg, Va.	L 17 31	47-51-5
11/19/1994	Richmond, Va.	L 20 21	47-52-5
11/11/1995	Williamsburg, Va.	L 7 27	47-53-5
11/16/1996	Richmond, Va.	L 13 28	47-54-5
11/15/1997	Williamsburg, Va.	L 7 10	47-55-5
11/21/1998	Richmond, Va.	W 42 17	48-55-5
11/20/1999	Richmond, Va.	L 14 31	48-56-5
11/18/2000	Williamsburg, Va.	W 21 18	49-56-5
11/17/2001	Richmond, Va.	L 20 23	49-57-5
11/23/2002	Williamsburg, Va.	W 35 13	50-57-5
11/22/2003	Richmond, Va.	L 21 59	50-58-5
11/20/2004	Williamsburg, Va.	L 14 38	50-59-5
11/19/2005	Richmond, Va.	W 41 7	51-59-5
11/18/2006	Williamsburg, Va.	W 31 14	52-59-5
11/17/2007	Richmond, Va.	W 31 20	53-59-5
11/22/2008	Williamsburg, Va.	(ot) W 23 20	54-59-5
11/21/2009	Richmond, Va.	W 13 10	55-59-5
11/20/2010	Williamsburg, Va.	L 3 41	55-60-5
11/19/2011	Richmond, Va.	L 23 25	55-61-5
11/17/2012	Williamsburg, Va.	W 21 14	56-61-5

Home: 36-41-4 • Away: 17-20-1 • Neutral: 3-0

Total Points: Richmond: 1779 • W&M: 1923

## Wisconsin (0-1)

Date	Site	Result	Series
9/16/1978	Madison, Wisc.	L 6 7	0-1

Home: 0-0 • Away: 0-1

Total Points: Richmond: 6 • Wisconsin: 7

## Wofford (1-0)

Date	Site	Result	Series
12/1/2008	Spartanburg, S.C. NCAA	W 21 10	1-0

Home: 0-0 • Away: 1-0

Total Points: Richmond: 21 • Wofford: 10

## Wyoming (0-2)

Date	Site	Result	Series
9/22/1979	Laramie, Wyo.	L 7 9	0-1
9/20/1980	Laramie, Wyo.	L 14 35	0-2

Home: 0-0 • Away: 0-2

Total Points: Richmond: 21 • Wyoming: 44

## Youngstown State (1-0)

Date	Site	Result	Series
11/25/2000	Richmond, Va. NCAA	W 10 3	1-0

Home: 1-0 • Away: 0-0

Total Points: Richmond: 10 • Youngstown State: 3



# RECORD VERSUS ALL OPPONENTS

137 Opponents in 129 Years



Team	Gm	First	Last	W	L	T
Alabama	1	1961	1961	0	1	0
Allegheny Institute	1	1893	1893	1	0	0
Appalachian State	8	1974	2009	3	5	0
Apprentice	5	1936	1940	4	0	1
Arkansas State	3	1979	2000	2	1	0
Army	1	1961	1961	0	1	0
Auburn	1	1980	1980	0	1	0
Ball State	2	1974	1975	0	2	0
Boston College	5	1951	1971	1	4	0
Boston University	15	1962	1996	9	6	0
Bowling Green	2	1980	1984	1	1	0
Brown	1	1985	1985	1	0	0
Bucknell	3	2000	2007	3	0	0
Buffalo	2	1964	1965	0	2	0
Camp Pickett	1	1942	1942	1	0	0
Capital City A.C.	1	1893	1893	1	0	0
Catawba	1	1945	1945	0	1	0
Catholic	3	1916	1921	2	1	0
Central Florida	1	1983	1983	1	0	0
Charleston Coast Guard	1	1943	1943	1	0	0
Chattanooga	2	1976	1978	0	2	0
Cincinnati	6	1962	1981	3	3	0
Citadel	27	1937	1996	14	13	0
Coastal Carolina	1	2010	2010	1	0	0
Colgate	4	1983	1997	3	1	0
Connecticut	10	1986	1999	1	9	0
Cornell	5	1927	1934	1	4	0
Curtis Bay Coast Guard	1	1943	1943	1	0	0
Danville Military Acad.	1	1903	1903	0	0	1
Davis & Elkins	1	1934	1934	1	0	0
Davidson	29	1920	1973	19	9	1
Dayton	4	1957	1966	0	4	0
Delaware	29	1931	2012	9	20	0
Duke	13	1924	2011	4	9	0
Duquesne	1	1937	1937	0	1	0
East Carolina	24	1956	1982	11	13	0
Eastern Kentucky	2	2007	2008	2	0	0
Elon	4	1928	2010	4	0	0
Emory & Henry	9	1928	1936	3	6	0
Florida	2	1963	1970	0	2	0
Florida State	3	1959	1961	0	3	0
Fordham	1	1995	1995	0	0	1
Fort Monroe	1	1904	1904	0	1	0
Franklin & Marshall	3	1935	1940	0	2	1
Fredericksburg College	3	1900	1911	2	0	1
Fulton Aviators	1	1918	1918	1	0	0
Furman	25	1922	2005	15	10	0
Gallaudet	2	1908	1913	1	1	0
Gardner-Webb	1	2012	2012	1	0	0
Gettysburg	1	1939	1939	1	0	0
Georgetown	8	1894	2009	3	5	0
George Washington	17	1897	1962	9	8	0
Georgia	3	1975	1986	0	3	0
Georgia State	1	2012	2012	1	0	0
Guilford	1	1945	1945	1	0	0
Hampden Sydney	59	1892	1954	34	16	9
Hampton	1	2005	2005	1	0	0
Hampton A.C.	2	1895	1897	0	2	0

Team	Gm	First	Last	W	L	T
Hofstra	7	1999	2009	4	3	0
Hoge Academy	1	1902	1902	1	0	0
Holy Cross	1	1964	1964	0	1	0
James Madison	30	1981	2012	17	13	0
Johns Hopkins	5	1925	1929	2	3	0
Keswick School	1	1891	1891	0	1	0
Lafayette	3	1922	2005	0	3	0
Louisville	1	1982	1982	0	1	0
Lynchburg	8	1920	1930	8	0	0
McCabe	2	1887	1888	0	2	0
Maine	23	1984	2011	12	11	0
Maryland	18	1907	1977	4	12	2
Massachusetts	26	1984	2011	12	14	0
Miami	1	1952	1952	0	1	0
Mississippi State	2	1966	1969	0	2	0
Montana	2	2000	2008	1	1	0
Navy	2	1926	1990	0	2	0
New Hampshire	21	1986	2012	10	11	0
Newport News A. C.	1	1898	1898	0	1	0
Norfolk High	1	1904	1904	1	0	0
Norfolk Marines	1	1943	1943	1	0	0
Norfolk YMCA	1	1894	1894	0	0	1
North Carolina	14	1892	1978	2	12	0
North Carolina State	19	1895	2004	1	17	1
North Texas State	2	1977	1982	0	2	0
Northeast Louisiana	2	1972	1973	1	1	0
Northeastern	13	1984	2007	8	5	0
Northern Iowa	1	2008	2008	1	0	0
Oceana Naval Air Base	1	1945	1945	1	0	0
Old Dominion	2	2011	2012	0	2	0
Ohio University	3	1968	1983	1	2	0
Pantops Academy	1	1899	1899	1	0	0
Parsons	1	1967	1967	0	1	0
Pennsylvania	2	1981	1998	2	0	0
Petersburg A.C.	2	1888	1889	0	2	0
Petersburg YMCA	2	1897	1903	2	0	0
Portsmouth A.C.	1	1899	1899	0	1	0
Portsmouth Fleet	1	1944	1944	0	1	0
Randolph Macon	87	1881	1957	57	23	7
Rhode Island	19	1984	2012	14	5	0
Richmond A.C.	1	1897	1897	0	1	0
Richmond Air Base	2	1943	1944	2	0	0
Richmond Blues	4	1912	1916	2	1	1
Richmond Indians	1	1905	1905	1	0	0
Roanoke	17	1912	1938	7	6	4
Rock Hill College	2	1910	1912	0	1	1
Rollins	2	1947	1948	0	1	1
Rutgers	7	1923	1998	0	6	1
St. Alban's	1	1897	1897	0	1	0
St. John's	3	1905	1926	1	2	0
South Carolina	1	1982	1982	0	1	0
Southern Mississippi	16	1962	1983	2	14	0
Stony Brook	1	2007	2007	1	0	0
Stetson	1	1951	1951	0	1	0
Syracuse	1	1963	1963	0	1	0
Temple	1	2002	2002	0	1	0
Tennessee	1	1963	1963	0	1	0
Toledo	3	1968	1983	0	3	0

Team	Gm	First	Last	W	L	T
Towson	8	2004	2011	5	3	0
Tulane	1	1903	1903	0	1	0
Tulsa	1	1976	1976	0	1	0
Vanderbilt	3	2001	2007	0	3	0
Villanova	31	1955	2012	10	21	0
Virginia	30	1893	2012	2	27	2
Virginia Boat Club	2	1905	1909	1	0	1
VMI	88	1893	2012	43	40	5
Virginia Tech	51	1897	1986	10	37	4
Wagner	1	2011	2011	1	0	0
Wake Forest	17	1889	1987	7	9	1
Washington & Lee	25	1890	1953	7	18	0
Western Illinois	1	1985	1985	1	0	0
West Texas State	1	1966	1966	0	1	0
West Virginia	25	1950	1982	3	21	1
William & Mary	122	1898	2012	56	61	5
Wisconsin	1	1978	1978	0	1	0
Wofford	1	2007	2007	1	0	0
Woodberry Forest	2	1900	1906	0	2	0
Wyoming	2	1979	1980	0	2	0
Youngstown State	1	2000	2000	1	0	0

Totals	
Number of Games	1,167
Wins	499
Losses	615
Ties	53
Winning Percentage	.450



# TOP 25 / HOMECOMING RESULTS



## UR VS. THE TOP 25

(The Sports Network Poll - Since 1995)

Date	UR Rank	Op Rank	Opponent	UR	Op
09/09/95	--	19	at Massachusetts	W 21	7
09/30/95	17	21	Boston Univ.	W 21	6
10/14/95	12	8	at Delaware	L 0	15
10/28/95	19	15	at James Madison	W 34	33
11/11/95	13	25	at William & Mary	L 7	27
10/12/96	--	11	Delaware	L 7	14
10/19/96	--	13	James Madison	L 27	31
10/26/96	--	17	Villanova	L 3	20
11/02/96	--	20	at New Hampshire	L 13	14
11/16/96	--	7	William & Mary	L 13	28
10/11/97	--	6	at Delaware	L 7	24
10/18/97	--	3	Villanova	L 29	40
11/14/98	11	12	Delaware	W 45	6
11/21/98	6	13	William & Mary	W 42	17
11/28/98	5	14	Lehigh NCAA	L 23	24
10/02/99	--	14	at Delaware	L 33	41
10/16/99	--	3	at Hofstra	W 31	21
11/06/99	--	17	Massachusetts	L 6	33
11/03/99	--	14	at James Madison	L 13	31
09/16/00	--	3	Massachusetts	W 31	24
10/07/00	--	7	Delaware	L 17	24
10/28/00	--	18	at Villanova	W 28	18
11/11/00	--	17	at James Madison	W 21	2
11/25/00	--	9	Youngstown State NCAA	W 10	3
12/02/00	--	1	at Montana NCAA	L 20	34
09/29/01	13	14	Villanova	L 30	31
10/25/01	--	4	Rhode Island	W 28	0
11/03/01	--	5	Hofstra	L 21	35
11/17/01	--	25	William & Mary	L 20	23
09/07/02	--	9	Delaware	W 15	13
09/21/02	22	7	Furman	L 7	17
11/02/02	--	20	Northeastern	L 21	24
11/16/02	--	11	Maine	L 14	21
11/23/02	--	24	at William & Mary	W 35	13
09/13/03	--	9	at Delaware	L 14	44
09/20/03	--	9	at Furman	L 17	31
10/04/03	--	23	at Maine	L 10	20
11/01/03	--	7	Villanova	L 13	42
11/08/03	--	4	at Massachusetts	L 17	30
11/15/03	--	23	at Northeastern	L 0	45
09/18/04	--	9	at Massachusetts	W 24	14
10/09/04	--	12	Maine	L 25	29
10/16/04	--	24	at Villanova	L 10	49
10/23/04	--	13	James Madison	L 20	26
11/13/04	--	11	Delaware	L 14	23
11/20/04	--	6	at William & Mary	L 14	38
09/01/05	--	15	Massachusetts	L 6	19
10/15/05	--	22	Delaware	W 20	10
10/22/05	--	23	Hofstra	(201) W 43	37
10/29/05	--	17	at James Madison	W 18	15
11/26/05	12	2	at Hampton NCAA	W 38	10
12/03/05	12	3	Furman NCAA	L 20	24
10/07/06	7	1	at New Hampshire	L 17	27
10/28/06	13	5	James Madison	L 10	27
09/29/07	25	11	New Hampshire	W 45	38
10/27/07	14	6	at James Madison	W 17	16
11/03/07	11	23	Villanova	W 35	27
11/10/07	8	6	at Delaware	(501) W 62	56
11/24/07	6	9	Eastern Kentucky NCAA	W 31	14
12/01/07	6	11	at Wofford NCAA	W 21	10
12/08/07	6	5	at Appalachian State NCAA	L 35	55
8/30/08	4	15	at Elon	W 28	10
9/27/08	1	19	at Villanova	L 20	26
10/11/08	5	1	James Madison	L 31	38
10/18/08	9	10	at Massachusetts	W 30	15
11/22/08	7	16	at William & Mary	W 23	20
11/29/08	7	21	Eastern Kentucky NCAA	W 38	10
12/6/08	7	2	at Appalachian State NCAA	W 33	13
12/13/08	7	4	at Northern Iowa NCAA	W 21	20
12/19/08	7	5	vs Montana NCAA CHAMPIONSHIP	W 24	7
10/10/09	1	13	at James Madison	W 21	17
10/24/09	1	24	Massachusetts	W 34	12
11/7/09	1	4	Villanova	L 20	21
11/21/09	4	5	William & Mary	W 13	10
11/28/09	4	9	Elon NCAA	W 16	13
12/5/09	4	5	Appalachian State NCAA	L 31	35
9/18/10	9	7	Elon	(01) W 27	21
9/25/10	7	7	Delaware	L 13	34
10/9/10	11	22	at New Hampshire	L 0	17
10/16/10	20	8	at Massachusetts	W 11	10
10/30/10	14	5	at Villanova	L 7	28
11/6/10	20	22	James Madison	(01) W 13	10
11/20/10	18	6	at William & Mary	L 3	41
9/24/11	5	11	New Hampshire	L 43	45
10/1/11	9	9	at James Madison	L 7	31
10/8/11	14	25	at Towson	L 28	31
10/22/11	18	9	Maine	L 22	23
11/5/11	--	12	at Old Dominion	L 28	42
11/12/11	--	15	at Delaware	L 10	24
9/29/12	--	4	Old Dominion	L 37	45
10/13/12	--	12	at New Hampshire	L 40	44
10/20/12	--	2	James Madison	W 35	29

## UR AS A TOP 25 TEAM

(The Sports Network Poll - Since 1995)

Date	UR Rank	Op Rank	Opponent	UR	Op
09/16/95	20	--	The Citadel	W 17	13
09/30/95	17	21	Boston University	W 21	6
10/07/95	12	--	Northeastern	(201) W 26	23
10/14/95	12	8	at Delaware	L 0	15
10/21/95	16	--	at Fordham	T 3	3
10/28/95	19	15	at James Madison	W 34	33
11/04/95	16	--	New Hampshire	W 7	3
11/11/95	13	25	at William & Mary	L 7	27
11/18/95	18	--	at Villanova	L 0	28
09/05/96	20	--	at Rutgers	L 6	7
11/07/96	20	--	at Villanova	W 28	14
11/14/96	11	12	Delaware	W 45	6
11/21/96	6	13	William & Mary	W 42	17
11/28/96	5	14	Lehigh NCAA	L 23	24
09/30/00	20	--	at Arkansas State	W 30	27
10/07/00	16	7	Delaware	L 17	24
10/14/00	19	--	at New Hampshire	W 31	10
10/21/00	19	--	Maine	W 17	6
10/28/00	16	18	at Villanova	W 28	18
11/04/00	13	--	at Rhode Island	(01) W 13	10
11/11/00	11	17	James Madison	W 21	2
11/18/00	10	--	at William & Mary	W 21	18
11/25/00	10	9	Youngstown State NCAA	W 10	3
12/02/00	6	1	at Montana NCAA	L 20	34
09/01/01	14	--	at Virginia	L 16	17
09/22/01	13	--	at Vanderbilt	L 22	28
09/29/01	13	14	Villanova	L 30	31
10/06/01	24	--	at Maine	L 3	14
09/21/02	22	7	Furman	L 7	17
11/05/02	23	--	VMI	W 38	3
11/12/02	18	--	at Towson	W 48	21
11/19/02	17	--	William & Mary	W 41	7
11/26/02	12	2	at Hampton NCAA	W 38	10
12/03/02	12	3	Furman NCAA	L 20	24
09/02/06	15	--	at Duke	W 13	0
09/16/06	8	--	VMI	W 58	7
09/23/06	7	--	Bucknell	W 48	21
09/30/06	7	--	Northeastern	W 12	7
10/07/06	7	1	at New Hampshire	L 17	27
10/14/06	10	--	at Rhode Island	W 31	6
10/21/06	10	--	Delaware	L 24	28
10/28/06	13	5	James Madison	L 10	27
11/04/06	15	--	at Villanova	L 21	31
11/11/06	25	--	Towson	L 7	31
09/29/07	25	11	New Hampshire	W 45	38
10/06/07	14	--	at Towson	L 21	23
10/13/07	20	--	Stony Brook	W 42	0
10/20/07	18	--	Rhode Island	W 38	6
10/27/07	14	6	at James Madison	W 17	16
11/03/07	11	23	Villanova	W 35	27
11/10/07	8	6	at Delaware	(501) W 62	56
11/17/07	7	--	William & Mary	W 31	20
11/24/07	6	9	Eastern Kentucky NCAA	W 31	14
12/01/07	6	11	at Wofford NCAA	W 21	10
12/08/07	6	5	at Appalachian State NCAA	L 35	55
8/30/08	4	15	at Elon	W 28	10
9/6/08	3	--	at Virginia	L 0	16
9/13/08	4	--	Towson	W 45	14
9/20/08	2	--	Maine	W 44	17
9/27/08	1	19	at Villanova	L 20	26
10/4/08	6	--	at VMI	W 57	16
10/11/08	5	1	James Madison	L 31	38
10/18/08	9	10	at Massachusetts	W 30	15
10/25/08	9	--	Georgetown	W 48	0
11/8/08	7	--	at Hofstra	W 34	14
11/15/08	7	--	Delaware	W 31	14
11/22/08	7	16	at William & Mary	W 23	20
11/29/08	7	21	Eastern Kentucky NCAA	W 38	10
12/6/08	7	2	at Appalachian State NCAA	W 33	13
12/13/08	7	4	at Northern Iowa NCAA	W 21	20
12/19/08	7	5	vs Montana NCAA CHAMPIONSHIP	W 24	7
9/6/09	2	--	at Duke	W 24	16
9/12/09	1	--	at Delaware	W 16	15
9/19/09	1	--	Hofstra	W 47	0
9/26/09	1	--	VMI	W 38	28
10/10/09	1	13	at James Madison	W 21	17
10/17/09	1	--	at Maine	W 38	21
10/24/09	1	24	Massachusetts	W 34	12
10/31/09	1	--	at Towson	W 42	14
11/7/09	1	4	Villanova	L 20	21
11/14/09	4	--	at Georgetown	W 49	10
11/21/09	4	5	William & Mary	W 13	10
11/28/09	4	9	Elon NCAA	W 16	13
12/5/09	4	5	Appalachian State NCAA	L 31	35
9/4/10	6	--	at Virginia	L 13	34
9/18/10	9	7	Elon	(01) W 27	21
9/25/10	7	7	Delaware	L 13	34
10/2/10	11	--	Coastal Carolina	W 41	19
10/9/10	11	22	at New Hampshire	L 0	17
10/16/10	20	8	at Massachusetts	W 11	10
10/23/10	16	--	Towson	W 28	6
10/30/10	14	5	at Villanova	L 7	28
11/6/10	20	22	James Madison	(01) W 13	10

11/13/10	21	--	Rhode Island	W 15	6
11/20/10	18	6	at William & Mary	L 3	41
9/3/11	16	--	at Duke	W 23	21
9/10/11	9	--	Wagner	W 21	6
9/17/11	6	--	VMI	W 34	19
9/24/11	5	11	New Hampshire	L 43	45
10/1/11	10	9	at James Madison	L 7	31
10/8/11	14	25	at Towson	L 28	31
10/22/11	18	9	Maine	L 22	23
11/3/12	22	--	Rhode Island	W 39	0
11/10/12	20	--	Delaware	W 23	17
11/17/12	20	--	at William & Mary	W 21	14

## ON HOMECOMING

All-Time Record: 42-34-6 (.545)

Year	Opponent	Result
1929	Hampden-Sydney	L 8 13
1930	Hampden-Sydney	T 0 0
1931	Hampden-Sydney	W 9 0
1932	Hampden-Sydney	T 0 0
1933	Virginia Tech	L 0 7
1934	VMI	W 7 0
1935	Franklin & Marshall	T 6 6
1936	VMI	L 0 20
1937	VMI	L 7 21
1938	Washington & Lee	W 6 0
1939	VMI	T 0 0
1940	Washington & Lee	L 0 3
1941	Washington & Lee	L 0 21
1942	Virginia	T 7 7
1945	William & Mary	L 0 33
1946	Virginia	W 19 7
1947	VMI	W 21 20
1948	Virginia Tech	T 7 7
1949	William & Mary	L 0 34
1950	North Carolina State	L 0 7
1951	William & Mary	L 14 20
1952	Virginia Tech	L 2 20
1953	William & Mary	L 0 21
1954	Wake Forest	W 13 0
1955	Davidson	W 19 0
1956	Virginia Tech	L 14 46
1957	George Washington	W 13 7
1958	The Citadel	W 20 0
1959	George Washington	W 26 0
1960	The Citadel	L 12 24
1961	Virginia Tech	W 11 0
1962	William & Mary	W 15 3
1963	Virginia Tech	L 13 14
1964	Furman	L 18 19
1965	The Citadel	L 0 24
1966	Furman	W 24 14
1967	The Citadel	W 20 3</



# SPIDERS IN PRO FOOTBALL



**Bruce Allen, P**  
Baltimore Colts, 1978

**David Ames, RB**  
Denver Broncos, 1961

**Adrian Archie, LB**  
Montreal Alouettes, 2003-04  
Atlanta Falcons, 2005

**John Armstrong, DB**  
Buffalo Bills, 1987

**Shawn Barber, LB**  
Washington Redskins, 1998-01  
Philadelphia Eagles, 2002, 2006  
Kansas City Chiefs, 2003-05  
Houston Texans, 2007

**Ian Beckstead, TE**  
Ottawa Rough Riders, 1981

**Joe Biscaha, WR**  
New York Giants, 1959  
New England Patriots, 1960

**Bob Bleier, QB**  
New England Patriots, 1987

**Chuck Boone, C**  
Los Angeles Chargers, 1960

**Mike Bragg, P**  
Washington Redskins, 1968-80  
Baltimore Colts, 1980-81

**Orlandus Branch, LB**  
Dallas Cowboys, 1978

**Carmen Cavalli, DE**  
Oakland Raiders, 1960  
Philadelphia Eagles, 1961

**Ray Chase, DE**  
Dallas Cowboys, 1979  
Washington Redskins, 1980

**Erik Christensen, E**  
Washington Redskins, 1956

**Don "Red" Christman, C**  
Boston Patriots

**Glenn Cook, DB**  
Ottawa Rough Riders, 1980-81

**Bob Coolbaugh, WR**  
Oakland Raiders, 1961

**Buddy Davis**  
Detroit Lions, 1959

**Danny Desriveaux, WR**  
Montreal Alouettes, 2007-11

**Claude Diggs, FB**  
Green Bay Packers, 2003

**Bob Dunnington, RB**  
New York Titans (Jets)

**Ray Easterling, DB**  
Atlanta Falcons, 1972-79

**Ed Elliott, RB**  
San Francisco 49ers

**Pete Emelianchick, WR**  
Philadelphia Eagles, 1967

**Reggie Evans, RB**  
Washington Redskins, 1982-84

**Ken Farrar, OL**  
Baltimore Ravens, 2002

**Wayne Fowler, C**  
Buffalo Bills, 1970

**Al Fronczek, T**  
Brooklyn Dodgers

**Frank Gagliano, QB**  
Hamilton Tiger Cats, 1960

**Walker Gillette, WR**  
San Diego Chargers, 1970-71  
St. Louis Cardinals, 1972-74  
New York Giants, 1974-77

**Maurice Glenn, DB**  
Miami Dolphins, 1995

**Bruce Gossett, K**  
Los Angeles Rams, 1964-69  
San Francisco 49ers, 1970-74

**Lyle Graham, C**  
Philadelphia Eagles, 1941

**Marvin Hargrove, WR**  
Philadelphia Eagles, 1990  
Raleigh-Durham Skyhawks (WL), 1991  
London Monarchs (WL), 1992

**Tim Hightower**  
Arizona Cardinals, 2007-10  
Washington Redskins, 2011-12

**John Hilton, TE**  
Pittsburgh Steelers, 1965-69  
Minnesota Vikings, 1970  
Green Bay Packers, 1970  
Detroit Lions, 1972-73  
Orlando Blazers (WL), 1974  
Chicago Bears (Coach), 1975-77  
Washington Redskins (Coach), 1978-80

**Dick Humbert, WR**  
Philadelphia Eagles, 1941; 1945-50

**Dick Irvin, G**  
Montreal Alouettes, 1970

**Art Jones, RB**  
Pittsburgh Steelers, 1941; 1945

**Dwaune Jones, WR**  
Cleveland Browns, 2000  
Seattle Seahawks, 2001  
Berlin Thunder, 2001  
Houston Texans, 2002-04

**Brian Jordan, DB**  
Buffalo Bills, 1989  
Atlanta Falcons, 1989-91

**Matt Joyce, DL-OL**  
Dallas Cowboys, 1994  
Seattle Seahawks, 1995-96  
Arizona Cardinals, 1996-2000  
Detroit Lions, 2001-04

**Pat Kelly, LB**  
Baltimore Colts, 1974

**Joe Kessel, G**  
Hamilton Tiger Cats, 1963

**Eric King, OL**  
Kansas City Chiefs, 1999-2000  
Seattle Seahawks, 2000  
Scotland Claymores, 2001

**Harry Knight, QB**  
Oakland Raiders  
Winnipeg Blue Bombers, 1975-81

**Kirk Kressler, TE**  
Pittsburgh Steelers, 1965

**Taylor Lackey, DB**  
San Francisco 49ers, 1986

**Pat Lamberti, LB**  
Denver Broncos, 1961  
New York Jets, 1961

**Fritz Laurinaitis, G**  
Brooklyn Dodgers

**Paris Lenon, LB**  
Carolina Panthers, 2000  
Green Bay Packers, 2001-05  
Detroit Lions, 2006-08  
New England Patriots, 2008-09  
Arizona Cardinals, 2010-12  
Denver Broncos, 2013-present

**Jim Livesay, WR**  
St. Louis Cardinals, 1971

**Mike Mahoney, WR**  
New York Giants, 1975

**Fred Mancuso, G**  
New York Jets, 1963

**Erwin Matthews, RB**  
New York Jets, 1989  
Toronto Argonauts, 1991

**Justin McElfish, OL**  
Washington Redskins, 2003

**Doug McGee, OG**  
Ottawa Rough Riders, 1977-81

**Jim McGinnis**  
Washington Redskins

**Marc Megna, LB**  
New York Jets, 1999  
New England Patriots, 1999-2000  
Cincinnati Bengals, 2000  
Barcelona Dragons, 2000  
Berlin Thunder, 2001  
Montreal Alouettes, 2002-04

**Leland Melvin, WR**  
Detroit Lions, 1986  
Toronto Argonauts, 1987  
Dallas Cowboys, 1987

**Al Milling, OG**  
Philadelphia Eagles, 1942

**Buzz Montsinger, DE**  
Dallas Cowboys, 1970

**Muneer Moore, WR**  
Denver Broncos, 2000-01

**Jeff Nixon, DB**  
Buffalo Bills, 1979-84

**Buster O'Brien, QB**  
San Francisco 49ers, 1969

**Winston October, CB**  
Montreal Alouettes, 1999-2000  
Washington Redskins, 2001  
Edmonton Eskimos, 2002-04

**Ace Owens, DT**  
Winnipeg Blue Bombers, 1976-77

**Frank Pajaczkowski, RB**  
San Francisco 49ers

**John Palazeti, RB**  
Ottawa Rough Riders, 1976-81

**Martin Parker, DT**  
New York Giants, 2011-12

**Lee Pearson, E**  
New York Jets

**Mark Philp, P**  
Ottawa Rough Riders, 1980-81

**George Rapp, E**  
New York Jets

**Barry Redden, RB**  
Los Angeles Rams, 1982-86  
San Diego Chargers, 1987-88  
Cleveland Browns, 1989-90

**Charlie Richards, QB**  
Los Angeles Rams, 1971



# SPIDERS IN PRO FOOTBALL



## SPIDERS IN THE NFL DRAFT

No.	Year	Name	Pos.	Round	Pick	Team
<b>1.</b>	<b>1941</b>	<b>Art Jones</b>	<b>B</b>	<b>1st</b>	<b>11</b>	<b>Philadelphia Eagles</b>
2.	1944	Courtney Lawlor	B	24th	252	Boston Yanks
3.	1947	Ulysses S. Savage	E	12th	99	Washington Redskins
4.	1947	Tom Nichols	B	18th	159	Washington Redskins
5.	1950	Wes Curtier	T	29th	378	Philadelphia Eagles
6.	1954	Ed Elliott	B	15th	178	Los Angeles Rams
7.	1955	Erik Christensen	E	7th	76	Washington Redskins
8.	1956	Frank Pajaczkowski	B	4th	40	San Francisco 49ers
9.	1956	Lou Wacker	B	11th	122	Detroit Lions
10.	1958	Dick Eaton	C	17th	197	Chicago Bears
11.	1958	Fred Wilt	T	17th	198	Washington Redskins
12.	1959	Pat Lamberti	E	13th	146	Chicago Cardinals
13.	1959	Buddy Davis	B	21st	245	Detroit Lions
14.	1959	Joe Biscaha	E	27th	323	New York Giants
15.	1960	David Ames	B	16th	186	Pittsburgh Steelers
16.	1961	Bob Coolbaugh	E	12th	157	Washington Redskins
17.	1962	Mel Rideout	QB	18th	247	Baltimore Colts
18.	1963	Bill Ventura	T	5th	61	Baltimore Colts
19.	1964	John Hilton	TE	6th	76	Detroit Lions
20.	1964	Ron Smith	QB	10th	131	Los Angeles Rams
21.	1968	Mike Bragg	P	5th	117	Washington Redskins
22.	1969	Buster O'Brien	QB	17th	425	Denver Broncos
<b>23.</b>	<b>1970</b>	<b>Walker Gillette</b>	<b>WR</b>	<b>1st</b>	<b>15</b>	<b>San Diego Chargers</b>
24.	1970	Wayne Fowler	T	7th	161	Buffalo Bills
25.	1971	Jim Livesay	WR	3rd	61	St. Louis Cardinals
26.	1971	Charlie Richards	QB	11th	280	Los Angeles Rams
27.	1972	Ray Easterling	DB	9th	223	Atlanta Falcons
<b>28.</b>	<b>1974</b>	<b>Barty Smith</b>	<b>RB</b>	<b>1st</b>	<b>12</b>	<b>Green Bay Packers</b>
29.	1974	Pat Kelly	LB	15th	369	Baltimore Colts
30.	1975	Mike Mahoney	WR	9th	210	New York Giants
31.	1975	Harry Knight	QB	9th	232	Oakland Raiders
32.	1978	Bruce Allen	P	12th	329	Baltimore Colts
33.	1979	Jeff Nixon	DB	4th	87	Buffalo Bills
<b>34.</b>	<b>1982</b>	<b>Barry Redden</b>	<b>RB</b>	<b>1st</b>	<b>14</b>	<b>Los Angeles Rams</b>
35.	1982	Mark Seale	DT	12th	323	New York Giants
36.	1986	John Armstrong	WR	11th	286	Minnesota Vikings
37.	1986	Leland Melvin	WR	11th	290	Detroit Lions
38.	1987	Rafe Wilkinson	LB	10th	278	Denver Broncos
39.	1989	Brian Jordan	DB	7th	173	Buffalo Bills
40.	1991	James Smith	DB	11th	294	Houston Oilers
41.	1998	Shawn Barber	LB	4th	113	Washington Redskins
42.	1999	Marc Megna	LB	6th	183	New York Jets
43.	1999	Eric King	OG	7th	220	Kansas City Chiefs
44.	2000	Muneer Moore	WR	5th	154	Denver Broncos
45.	2008	Arman Shields	WR	4th	125	Oakland Raiders
46.	2008	Tim Hightower	RB	5th	149	Arizona Cardinals
47.	2009	Lawrence Sidbury	DE	4th	125	Atlanta Falcons
48.	2010	Justin Rogers	CB	7th	206	Buffalo Bills
49.	2013	Cooper Taylor	DB	5th	152	New York Giants

### **Justin Rogers, CB**

Buffalo Bills, 2010-present

### **Michael Rogers, OL**

New England Patriots, 2005

### **Mark Seale, DT**

Ottawa Rough Riders, 1982-88

### **Arman Shields, WR**

Oakland Raiders, 2007-08

### **Lawrence Sidbury, DE**

Atlanta Falcons, 2008-12  
Indianapolis Colts, 2013-present

### **Barty Smith, RB**

Green Bay Packers, 1974-80

### **James Smith, DB**

Houston Oilers, 1991  
Baltimore Stallions, 1994

### **Ron Smith, QB**

Los Angeles Rams, 1965  
Pittsburgh Steelers, 1966

### **Matt Snider, FB**

Green Bay Packers, 1999-2000  
Houston Texans, 2001-02

### **Rick Sowieta, LB**

Toronto Argonauts 1977-78  
Ottawa Roughriders, 1979

### **Bryson Spinner, QB**

Jacksonville Jaguars, 2004  
Washington Redskins, 2005

### **Earl Stoudt, RB**

Hamilton Tiger Cats, 1962

### **Rahmaan Streater, DL**

Washington Redskins, 1998-99  
Jacksonville Jaguars, 1999-2000  
Seattle Seahawks, 2000

### **Cooper Taylor, DB**

New York Giants, 2013-present

### **Don Thompson, T**

Baltimore Colts, 1962-63  
Philadelphia Eagles, 1964

### **Mark Thompson, LB**

Montreal Alouettes, 2003-04

### **Brendan Toibin, PK**

Washington Redskins, 1987

### **Ryan Tolhurst**

Carolina Panthers, 2002-03  
Montreal Alouettes, 2004

### **Wayne Tosh, S**

Ottawa Rough Riders, 1972-74

### **Reuben Turner, DB**

Ottawa Roughriders, 1981

### **Stacy Tutt, HB**

New York Jets, 2006-07

### **Josh Vaughan, RB**

Tampa Bay Buccaneers, 2008-09  
Carolina Panthers, 2010-11  
Atlanta Falcons, 2012-present

### **Bill Ventura, K**

Baltimore Colts, 1963-64

### **Louis Wacker, B**

Detroit Lions

### **Eric Ward, QB**

Edmonton Eskimos, 2011

### **Rafe Wilkinson, LB**

Denver Broncos, 1988  
Raleigh Skyhawks (WLAFL), 1991

### **Seth Williams, CB**

New York Giants, 2010-11

### **Sam Yaffa, RB**

Chicago Bears, 1991

### **Larry Zunich, HB**

St. Louis Cardinals, 1967-68




# COACHING RECORDS

## Cumulative Coaching Records

Name	Seasons	Yrs	Gms	W	L	T	Pct.
M.C. Taylor	1881	1	2	2	0	0	1.000
C.M. Hazen	1882-88	4	8	4	4	0	.500
H.R. Hundley	1887	1	2	1	1	0	.500
Frank Johnson	1889	1	3	1	2	0	.333
C.T. Taylor	1890	1	3	0	3	0	.000
Dana Rucker	1891, 1893-95	4	19	3	13	3	.188
Penwick Shelton	1892	1	5	2	3	0	.400
Bill Wertenbaker	1897	1	8	3	5	0	.375
O.L. Owen	1898	1	7	3	3	1	.500
Julian Hill	1899	1	4	2	2	0	.500
Edward Kenna	1900	1	7	3	4	0	.429
Garnett Nelson	1901	1	6	1	5	0	.167
Graham Hobson	1902	1	6	3	3	0	.500
Fred Vail	1903	1	10	6	3	1	.600
Harry Wall	1904	1	6	1	5	0	.167
E.A. Dunlop, Jr.	1905-09, 1912	6	55	18	32	5	.373
E.V. Long	1910	1	8	1	6	1	.143
Sam Honaker	1911	1	8	0	6	2	.000
Frank Dobson	1913-17, 1919-33	20	175	79	78	18	.503
Robert Marshall	1918	1	5	3	1	1	.750
Glenn Thistlethwaite	1934-41	8	76	41	26	9	.586
John Fenlon	1942, 1946-47	3	30	12	15	3	.444
Malcolm Pitt	1943-44	2	15	8	7	0	.533
George Hope	1945	1	8	2	6	0	.250
Karl Esleeck	1948-50	3	30	10	18	2	.357
Edwin Merrick	1951-65	15	146	53	87	6	.379
Frank Jones	1966-73	8	82	44	38	0	.537
Jim Tait	1974-79	6	65	21	44	0	.323
Dal Shealy	1980-88	9	100	43	57	0	.430
Jim Marshall	1989-94	6	66	19	47	0	.288
Jim Reid	1995-2003	9	102	48	53	1	.475
Dave Clawson	2004-2007	4	49	29	20	0	.592
Mike London	2008-2009	2	29	24	5	0	.828
Latrell Scott	2010	1	11	6	5	0	.545
Wayne Lineburg (Interim)	2011	1	11	3	8	0	.273
Danny Rocco	2012	1	11	8	3	0	.727
<b>1881-2012</b>	<b>129*</b>	<b>1,178</b>	<b>507</b>	<b>618</b>	<b>53</b>	<b>.451</b>	

\*129 seasons of football have been played since 1881 (no games were played in 1883, 1883, and 1896)



Legendary UR coach **Frank Jones**, who passed away in July 2009 at the age of 90, led the Spiders to a win in the 1968 Tangerine Bowl.

## Best Single-Season Coaching Record

Year	Coach	W	L	T	Pct.
1. 1934	Glenn Thistlethwaite	8	1	0	.889
2. 1943	Malcolm Pitt	6	1	0	.857
3. 2009	Mike London	11	2	0	.846
4. 2008	Mike London	13	3	0	.813
5. 1939	Glenn Thistlethwaite	7	1	2	.800
1973	Frank Jones	8	2	0	.800
7. 2007	Dave Clawson	11	3	0	.786
8. 2000	Jim Reid	10	3	0	.769
9. 1998	Jim Reid	9	3	0	.750
10. 1920	Frank Dobson	6	2	0	.750
11. 2012	Danny Rocco	8	3	0	.727
1968	Frank Jones	8	3	0	.727

## Best One-Season Improvements

Improvement	Coach	Previous Year	Next Year	Season Note
+6 wins	Dave Clawson	3-8 2004	9-4 2005	NCAA Quarterfinals
+5 win	Danny Rocco	3-8 2011	8-3 2012	CAA Champions
	Dave Clawson	6-5 2006	11-3 2007	NCAA Semifinals
	Jim Reid	5-6 1999	10-3 2000	NCAA Quarterfinals
	Jim Marshall	2-9 1991	7-4 1992	Yankee Conf. Coach of the Year
	Dal Shealy	3-8 1983	8-4 1984	NCAA Quarterfinals



**Dal Shealy** helped engineer a five-game turnaround during the 1984 season.



**Ed Merrick** coached 15 Spiders that were drafted in the NFL.